



**66TH AUTOZONE LIBERTY BOWL
DECEMBER 27, 2024 - 6 P.M.
A FRIDAY NIGHT PARTY!**



VS.



HISTORY AND RECORD BOOK

**CELEBRATING 66 YEARS IN THE HOME
OF THE BLUES, SOUL & ROCK 'N' ROLL**





Coach Paul "Bear" Bryant selected the AutoZone Liberty Bowl as his final game in 1982.
Bryant and the Crimson Tide defeated Illinois 21-15.



TABLE OF CONTENTS

AutoZone Liberty Bowl Contact Information.....	2
AutoZone Liberty Bowl Staff.....	2
AutoZone Liberty Bowl Officers.....	2
AutoZone Liberty Bowl Memorable Moments.....	5
AutoZone Liberty Bowl Games of the Past.....	6-71
AutoZone Liberty Bowl Results.....	72
AutoZone Liberty Bowl MVPs.....	73
AutoZone Liberty Bowl Team Win/Loss Records.....	74
AutoZone Liberty Bowl Attendance History.....	76
Individual Records.....	77-86
Team Records.....	87-92
AutoZone Liberty Bowl Heisman Winners.....	93
AutoZone Liberty Bowl Presidents.....	94
2024 AutoZone Liberty Bowl Special Thanks.....	95



AutoZone Liberty Bowl Contact Information

AutoZone Liberty Bowl Offices

Main Office

959 Ridgeway Loop Road, Suite 101
Memphis, TN 38120
Phone: (901) 795-7700
Fax: (901) 795-7826
Website: www.LibertyBowl.org

Stadium Office

335 South Hollywood St.
Memphis, TN 38104
Phone: (901) 729-4344

AutoZone Liberty Bowl Staff

Steve Ehrhart

Executive Director

Harold Graeter

Associate Executive Director

Pam Kimery

Director of Events &
Office Management

Kevin Alexander

Director of Ticket &
Business Operations

Dominic Middleton

Manager, Sales and
Marketing

Pam Jones

Ticket Operations

AutoZone Liberty Bowl Festival Assoc. Officers

David Boston

Chairman of the Board

Becky Dinstuhl

President

Shone Bynum

Vice President

Wayne Dowdle

Secretary

Malvin Gipson

Treasurer



History of the AutoZone Liberty Bowl

The AutoZone Liberty Bowl Classic was inaugurated on December 19, 1959 with a spectacular game between Penn State and Alabama. That game began a tradition of great stars, exciting football and was the first of 60 thrilling chapters in the history of the AutoZone Liberty Bowl Football Classic.


However, there is much more to the story. The AutoZone Liberty Bowl Classic was founded in 1959 by Ambrose F. “Bud” Dudley, a Philadelphia sports and business executive. Dudley slowly enlisted support for his plan to stage America’s first and only major bowl north of the Mason-Dixon Line.

After five years in Philadelphia, Dudley moved the game indoors to the Atlantic City Convention Center and in the process made history. The 1964 AutoZone Liberty Bowl was the first indoor college bowl game. Though the game drew interest from media outlets around the country, Dudley realized that a much larger, permanent home was vital to the Bowl’s long term sustainability. The following year he went looking for a new place to hold the event. His first and only stop was in Memphis.

The AutoZone Liberty Bowl has enjoyed many highlights throughout the years. But there were none more memorable than in 1982 when Alabama coaching legend Paul “Bear” Bryant ended his illustrious career in the 24th Annual AutoZone Liberty Bowl. Thousands of fans from across the country came to see the “Bear” coach his final game. More than 1,000 media members covered the historic event.

Another proud tradition that continues to this day is the partnership between St. Jude Children’s Research Hospital and the AutoZone Liberty Bowl. For years, this combination has brought together an internationally recognized research facility and a winning college football tradition. St. Jude is dedicated to helping the children throughout the world in their fight against catastrophic diseases.

Beginning in 2004, Memphis-based AutoZone Inc., became the Bowl’s title sponsor. In 2013, the AutoZone Liberty Bowl announced new six-year partnerships with the SEC and Big 12 Conference. Those conference partnerships have been extended through 2025.



Paul “Bear” Bryant



AutoZone Liberty Bowl Memorable Moments


- December 19, 1959** – The game marked the beginning of a great bowl tradition and also was the first of 24 consecutive bowl trips for Paul “Bear” Bryant. The game was played in Municipal Stadium in Philadelphia, PA.
- December 15, 1961** – Heisman Trophy winner Ernie Davis led his Syracuse Orangemen to rally to a 15-14 win over the Miami Hurricanes. Davis was named the game’s Outstanding Back but teammate Dick Easterly won the MVP award.
- December 15, 1962** – Heisman Trophy winner Terry Baker raced 99 yards with 9:24 left in the first quarter for the game’s only score. The run marked an AutoZone Liberty Bowl and Oregon State record. The mark still stands today.
- December 19, 1964** – The game was played at the Atlantic City Convention Center, and marked the first time a major college bowl game was held indoors.
- December 18, 1965** – Marked the first game held in Memphis, TN, and pitted Ole Miss against Auburn.
- December 14, 1968** – Archie Manning led his Ole Miss Rebels to a 34-17 victory over Virginia Tech.
- December 13, 1969** – Colorado running back Bobby Anderson rushed for an AutoZone Liberty Bowl record 254 yards.
- December 17, 1973** – Lou Holtz and his N.C. State Wolfpack took a 10-10 tie in the 3rd quarter and pushed it to a 31-18 victory over Kansas.
- December 20, 1976** – Terry Donahue faced off against Paul “Bear” Bryant. Bryant’s 16th ranked Crimson Tide dominated Donahue’s 7th ranked UCLA Bruins, 36-6.
- December 19, 1977** – Nebraska head coach Tom Osborne called on back-up quarterback Randy Garcia, who rallied the Cornhuskers with two fourth quarter touchdown passes to beat North Carolina 21-17.
- December 29, 1982** – The 1982 contest marked an end to a remarkable career as Alabama head coach Paul “Bear” Bryant coached his final game. Alabama defeated Illinois 21-15 before a crowd of 54,123.
- December 29, 1983** – Heisman Trophy winner Doug Flutie threw for 287 yards and three touchdowns, but Notre Dame pulled out a 19-18 victory thanks to a missed extra point. Flutie was named the game’s MVP.
- December 27, 1984** – Heisman Trophy winner Bo Jackson had two touchdown runs. Jackson’s 39-yard-touchdown run late in the fourth quarter gave Auburn a 21-15 win over Arkansas.
- December 29, 1991** – A record crowd of 61,497 watched as Air Force defeated Mississippi State 38-15.
- December 31, 1998** – Tulane capped an undefeated season by defeating BYU 41-27.
- December 29, 2000** - #23 Colorado State defeated #22 Louisville 22-17. The Rams finished the year 11-1 and ranked #16.
- December 31, 2001**- For the second year in a row, the Bowl featured a match-up of two Top 25 teams as #23 Louisville downed #19 BYU 28-10.
- December 31, 2004** – The first match-up of two Top 10 teams as No. 7 Louisville took on No. 10 Boise State. At the time, this was the highest scoring game in AutoZone Liberty Bowl history with Louisville defeating Boise State 44-40.
- December 29, 2007** - In front of an all-time record crowd of 63,816 fans, Mississippi State defeats UCF 10-3.
- January 2, 2009** - In celebration of its 50th Anniversary, the Bowl secured a January playing date for the first time in its history. Kentucky rallied from a 13-point halftime deficit to knock off East Carolina, 25-19.
- January 2, 2010** - A sellout crowd of 62,742, the second largest of all-time, watched the first ever overtime game in AutoZone Liberty Bowl history as Arkansas defeated East Carolina 20-17.
- January 2, 2016** - Before a sellout crowd of 61,163, Arkansas defeated Kansas State 45-23 in one of the most watched AutoZone Liberty Bowl games on ESPN ever, as over seven million viewers tuned in.
- December 30, 2016** - Georgia running backs Nick Chubb and Sony Michel combined for 268 yards of total offense and 3 TDs to lead the Bulldogs to a 31-23 victory over the TCU Horned Frogs.
- December 30, 2017** – Iowa State wide receiver Allen Lazard tied the Bowl’s receptions record (10), while leading the Cyclones to a 21-20 win over Memphis.
- December 28, 2022**—Arkansas and Kansas played a 3-OT thriller as the Hogs won 55-53 in the highest scoring game in AutoZone Liberty Bowl history.



AutoZone Liberty Bowl

Year-by-Year Game Summaries





December 19, 1959

	1	2	3	4	Final
Penn State #12	0	7	0	0	7
Alabama #10	0	0	0	0	0

Scoring Summary:

Penn State: Kochman 18 pass from Hall (Stellatella kick)

Individual Statistics

Rushing:	Passing: (Comp/Att/Yds/Int/TDs)
Penn State: Lucas 9-54	Penn State: Lucas 1-4-23-0-1
Alabama: Trammel 14-37	

Penn State	Team Statistics	Alabama
18	First Downs	8
306	Total Net Yards	129
265	Net Rushing	102
41	Net Passing	27
10-2-0	Att-Comp-Int	8-2-0
4-4	Fumbles-Lost	7-4
5-45	Penalties-Yards	3-45

Coaches:


Penn State: Rip Engle
 Alabama: Paul "Bear" Bryant
 MVP: Jay Huffman
 Attendance: 36,211



7



0



On the last play of the first half, a fake field goal pass from Penn State's Galen Hall to Roger Kochman proved to be the only score in the Nittany Lions victory.

LIONS TOPPLE ALABAMA

PHILADELPHIA (UPI)- Galen Hall, sophomore understudy of the great Richie Lucas, cooked up a dramatic 18-yard scoring play in the final seconds of the first half Saturday and the touchdown gave Penn State a 7-0 victory over Alabama in the inaugural AutoZone Liberty Bowl game.

Hall, a 19 year-old from Williamsburg, Pa. tossed a screen pass from a field goal place-kick formation to sophomore speedster Roger Kochman as the clock reached the run out point and the sprint star raced over with the only touchdown before a crowd of 36,211.

It was a beautifully conceived play, coming after Alabama's spirited defense had held Penn State on the one yard line and again on the nine as the first half rolled to its close. Lucas was on the bench with a left hip injury suffered minutes earlier.

Penn State tried a field goal from the 12 and Alabama dug in on the five after State had another first down on the nine. But Billy Richardson blasted through to block Sam Stellatella's field goal effort and the Tide fought off another threat.

Then, a punt went only four yards and State was on the attack again on the 22 with scarcely less than a minute left. Hall tossed a four-yard pass to Pat Botula and the race against time continued.

The Nittany Lions lined up ostensibly for another Stellatella field goal try, which seemed the likely play. But this time, Hall had other plans. He grabbed the ball, wheeled and tossed a short pass to Kochman who had six blue jerseys in front of him to clear the way.

The blockers set the opening and the youngster, who scored two touchdowns against Syracuse, found it and whizzed into the end zone. Stellatella converted and Penn State had the lead to stay. It was State's first use of the fake place-kick that year.

Hall, who led Penn State to victory over West Virginia when Lucas was injured, did it again in the East's first major NCAA bowl game, played in a crisp 42-degree temperature in Philadelphia Stadium.

Before departing Lucas, an All-American quarterback, gained 54 yards in nine carries and completed a pass for 23 yards in four attempts. He was the game's leading ground gainer.

PENN STATE ROASTS DUCKS 41-12

PHILADELPHIA (AP)- Penn State, powered by two units of almost equal ability, wore down Oregon's thinner forces Saturday for a 41-12 victory in the second annual AutoZone Liberty Bowl football game at Philadelphia Stadium

Oregon scored first on an 88-yard first period drive, but the rest of the sub-freezing afternoon the Easterners controlled the intersectional game, played before a crowd of 16,624 hardy fans.

Although State hurled half a dozen hard-running backs at one of the nation's top defensive teams, Dick Hoak, a 185-pound senior, was the star of the day. He scored two touchdowns and passed for another. State led 21-12 as the game entered the fourth period with the stubborn Webfoots trying desperately to get back into the game.


Hoak, who alternated at quarterback with Galen Hall, intercepted two Oregon passes in the final quarter. He followed the interceptions by racing for an 11-yard touchdown and passing 33 yards to Dick Pae for another, turning the game into a rout.

Oregon, which had a 7-2-1 regular season record, led only once, 6-0, on quarterback Dave Grosz's score from the 1 on a quarterback sneak in the first period.

Cleveland Jones, a 148-pound star Oregon halfback, missed the conversion, then left for the balance of the game with an injured hip.

The loss of Jones, the Webfoots' leading scorer, pass receiver and kickoff and punt star, obviously hurt the West Coast team, but it is doubtful he could have done much to offset the power running of State's backs.

Oregon scored the only TD of the third period on a 10-yard run by Dave Grayson, a 172-pound dynamo who played a fine game for the losing Ducks. This was a dying gas for the Oregon club as State headed into a rousing three-touchdown fourth period finish.



December 17, 1960

	<u>1</u>	<u>2</u>	<u>3</u>	<u>4</u>	<u>Final</u>
Penn State #16	0	21	0	20	41
Oregon	6	0	6	0	12

Scoring Summary:

Oregon: Grosz 1 run (kick failed) PSU: Jones 1 run (Opperman kick) PSU: Gursky 2 run (Opperman kick) PSU: Hoak 6 run (Opperman kick) Oregon: Grayson 10 run (pass failed) PSU: Caye 1 run (Opperman kick) PSU: Hoak 11 run (kick failed) PSU Pae 33 pass form Hoak (Jonas kick)

Individual Statistics

Rushing:	Passing: (Comp/Att/Yds/Int/TDs)
Penn State: Hoak 9-62	Penn State: Hoak 3-6-67-0-1
Oregon: Grayson 10-93	Oregon: Grosz 9-15-178-2-0

Penn State	Team Statistics	Oregon
25	First Downs	17
420	Total Net Yards	360
301	Net Rushing	187
119	Net Passing	173
14-8-0	Att-Comp-Int	16-10-2
2-1	Fumbles-Lost	4-2
6-40	Penalties-Yards	2-12

Coaches:

Penn State: Rip Engle
Oregon: Len Casanova
MVP: Dick Hoak
Attendance: 16,624




41



12



Penn State quarterback Dick Hoak ran for two touchdowns, passed for another and made two interceptions on his way to earning the MVP award.



December 16, 1961

	<u>1</u>	<u>2</u>	<u>3</u>	<u>4</u>	<u>Final</u>
Syracuse #14	0	0	8	7	15
Miami	6	8	0	0	14

Scoring Summary:

Miami: Vollenweider 12 run (kick failed) Miami: Spinelli 60 punt return (Miller pass from Mira) Syracuse: Davis 1 yard run (Easterly pass from Sarette) Syracuse: Easterly pass from Sarette (Erickson kick)

Individual Statistics

Rushing:	Passing: (Comp/Att/Yds/Int/TDs)
Syracuse: Davis 30-140	Syracuse: Sarette 13-26-148-0-1
Miami: Vollenweider 11-67	Miami: Mira 7-21-94-0-0

Syracuse	Team Statistics	Miami
21	First Downs	11
369	Total Net Yards	203
221	Net Rushing	109
148	Net Passing	94
27-13-0	Att-Comp-Int	21-7-0
3-2	Fumbles-Lost	2-1
5-35	Penalties-Yards	3-29

Coaches:

Syracuse: Ben Schwartzwalder
 Miami: Andy Gustafson
 MVP: Dick Easterly
 Attendance: 15,712



Heisman Trophy winner Ernie Davis rushed for 140 yards and a touchdown to lead Syracuse to a win over the Miami Hurricanes

SYRACUSE EDGES MIAMI, 15-14

PHILADELPHIA (UPI)- The Orange of Syracuse, down 14 points at halftime, roared back to life on the power running of All-American Ernie Davis for a comeback 15-14 victory over Miami in the third annual AutoZone Liberty Bowl game.

Davis, checked in the first half when the hard-hitting Hurricane line throttled the Orangemen and guilty of one of the fumbles which cost Syracuse the ball inside the Miami 10, was his slashing self in the winning touchdown drive to complete a day on which he piled up a total of 140 yards on 30 carries.

He scored the first Syracuse touchdown on a one-yard smash in the third period and was the crushing task force on a 51-yard march set up by a Miami fumble which paved the way to the Syracuse victory in the fourth period. A conversion by end Ken Erickson, a draft selection of the Buffalo Bills of the American Football League, was the deciding point after quarterback Dave Sarette passed seven yards to halfback Dick Easterly to tie the score.

Syracuse's winning touchdown was set up when halfback John Bennett of Miami fumbled and Bill Schoonover recovered on the Syracuse 49 with 12:30 left in the game.

A personal foul after Miami had stopped Syracuse gave the Orange a first down on the Miami 37 and after an offside penalty nullified a 15-yard Davis gain, Sarette passed 13 to Easterly. Then Davis bolted for 10 yards, added nine more, and went three for a first down on the seven. On the next play he became a decoy on the winning touchdown pass.

Sarette made a masterly fake to Ernie, who was buried by three tacklers. But while this was going on, Easterly drifted alone to the end zone and took a perfect pass from Sarette which tied the score, 14-14. Then Erickson kicked the point which was the difference in the ball game.

The power running of Davis wiped out a 14-point lead that Miami had rolled up in the first half. On their first scoring drive, the Hurricanes went 52 yards in four plays, plus an offside penalty, with the big gainer a 29-yard pass from George Mira to Larry Wilson for a first down on the Syracuse 12. "Jungle Jim" Vollenweider barreled over his left tackle for the touchdown. The conversion failed and the Hurricanes led 6-0.

Syracuse then marched twice without any scoring reward. The Orange rolled from its own 12, with Sarette completing three passes and Davis running for 10 and a first-down on the Miami three, but on second down, Davis fumbled and Bill Miller recovered on the Miami nine.

Syracuse drove again from its own 49 to the Miami 27, where Sarette's fourth down pass was incomplete.

Miami missed two scoring opportunities when Mira overthrew Miller, once when he was in the end zone and once when he was behind Davis. But with 17 seconds left to the half, halfback Nick Spinelli broke loose for a brilliant 60-yard punt return for the second Miami touchdown.

Spinelli, a sophomore back, got one block when he caught the punt, went down the sideline lane of blockers, got another block at the 35 and then cut smartly toward the center to outrace two Orangemen and score.

Mira passed to Miller for two points to give Miami a 14-0 lead.

Davis brought the crowd of 15,711 sitting in 22-degree weather to its feet with his terrific running.

Ernie gained 44 yards in seven carries as the Orange moved from its 30 to a first-down at the Miami four, but on third down, Schoonover fumbled and Larry Wilson recovered for Miami.

The respite was short-lived. Davis returned the punt nine yards to the Miami 42, swept for nine, and after Schoonover made eight yards for a first-down on the Miami seven, Davis dammed for six and then went over from the one. Sarette passed to Easterly for a two-point conversion and the score was 14-8.

Davis then was the power on the winning touchdown drive in the final quarter and as a final gesture, batted down a long forward pass which could have been a touchdown for the Hurricanes.

BEAVERS WIN ON BAKER'S BIG RUN

PHILADELPHIA (AP)- All-American quarterback Terry Baker raced 99 yards for a touchdown that gave Oregon State a 6-0 AutoZone Liberty Bowl victory over a Villanova team that was its own worst enemy this frigid Saturday.

Baker, the Heisman and Maxwell Club selection as player of the year, turned seeming adversity into advantage for the Beavers from the Pacific Northwest in the first period after a 52-yard punt by Villanova's Bill Sherlock was downed by half-back Larry Glueck on the Oregon State one.

Baker, the second best total offensive gainer in college football history, surprised the ganged up Villanova defense by rolling left, brushing off a tackler in the end zone and racing up the sideline for a touchdown.

This was the only score of the nationally-televised fourth annual AutoZone Liberty Bowl game played in sub-freezing 22-degree weather before a crowd of 17,048 in 100,000 seat Philadelphia Stadium.

Villanova, a 14 1/2 point underdog, fumbled away its scoring opportunities and was the victim of a holding penalty in the second period when its husky fullback Billy Joe raced 12 yards into the end zone with what would have been the tying TD. This drive from its own 12 finally expired on an end zone pass interception.

Villanova, invited as the host team on its 7-2 record, made a bid to pull the game out in the final four minutes on a drive carrying from its 30 to the Oregon State nine, where quarterback Ted Aceto fumbled and end Paul Seale recovered for the Beavers. The winners then ran out the clock.

Except for Baker's touchdown run, the Villanova defense, eighth best in the nation, turned in a fine performance against the country's second best offense, and did a credible job containing Baker.

Villanova, known as a ball control team, ran up 20 first downs to only 11 for Oregon State, and outgained the Beavers 271 to 209 on the ground.

Baker, who in the past few weeks has spent most of his time accepting awards, appearing on television shows, and taking mid-term examinations, ran 13 times for 137 yards, and completed nine of 21 passes for 123 yards. He was under heavy pressure all day from a Villanova line that out-weighed the Oregon State forwards 15 to 20 pounds to a man.

State, which fashioned an 8-2 regular season record against generally tougher opposition than Villanova, experienced great difficulty getting any sustained offense going.

State's only sustained drive of the day came in the final quarter after a Villanova offensive drive was stopped at the Beavers 34 by a fourth-down blitz on Aceto.

From its 34, Oregon State moved to the 50 on a 16-yard pass from Baker to Vern Burke, the end who during the regular season caught 69 passes for 1,007 yards, both collegiate records. Villanova's pass defense held the 6-foot end to only three receptions for 33 yards.

Baker then ripped 24 yards to the Villanova 26 running only after all his receivers were blanketed by the tight Villanova pass defense. On a fourth down play, Baker hit Olyin Moreland for 17 and a first down at the nine. But the home team tossed Baker for three and 12-yard losses, watched a pass fall incomplete and then downed the All-America quarterback for another 12-yard loss.

Baker was voted the most valuable player of the game with Joe, who gained 66 yards for Villanova, the outstanding back, and Warren Cole of Oregon State, the outstanding lineman.

After Baker sent Oregon State ahead on his 99-yard run, the Beavers got a break in the second period but couldn't capitalize. Glueck signaled for a fair catch then fumbled, Len Frketch recovering on the Wildcat's 36.

Steve Clark then missed on a field goal try from the 39.

After an exchange of punts, Villanova started from its 6, advancing on seven plays to a first down at its 43. Aceto passed to Joe for four yards, and then a long pass intended for Richman was intercepted and returned 28 yards to the Wildcat 43 by Dan Sieg.

In the third period, Villanova got itself into trouble again on the kickoff as Bob Merenda kicked the ball around and the Wildcat's John McDonnell finally fell on it at the one.



December 15, 1962

	<u>1</u>	<u>2</u>	<u>3</u>	<u>4</u>	<u>Final</u>
Oregon State	6	0	0	0	6
Villanova	0	0	0	0	0

Scoring Summary:

Oregon State: Baker 99 yard run (pass failed)

Individual Statistics

Rushing:	Passing: (Comp/Att/Yds/Int/TDs)
Villanova: Joe 14-66	Villanova: Aceto 5-8-61-1-0
Oregon State: Baker 13-137	Oregon State: Baker 9-21-123-0-0

Oregon State	Team Statistics	Villanova
11	First Downs	20
299	Total Net Yards	309
176	Net Rushing	246
123	Net Passing	63
21-9-0	Att-Comp-Int	10-6-2
3-1	Fumbles-Lost	4-4
6-80	Penalties-Yards	5-42

Coaches:

Oregon St: Tommy Prothro
 Villanova: Alex Bell
 MVP: Terry Baker
 Attendance: 17,048




6



0



Terry Baker's 99-yard touchdown run, the longest run in college bowl history, proved to be the only score in Oregon State's win over Villanova.



December 21, 1963

	1	2	3	4	Final
Mississippi State	13	3	0	0	16
N.C. State	0	6	0	6	12

Scoring Summary:

Miss St: Inman 11 yard blocked kick return (Canale kick) Miss St: Fisher 3 run (kick failed)
 Miss St: Canale 43 FG N.C. St: Rossi 1 run (run failed) N.C. St: Barlow 5 pass from Rossi
 (pass failed)

Individual Statistics

Rushing:	Passing: (Comp/Att/Yds/Int/TDS)
Miss State: Granger 13-94	Miss State: Fisher 2-5-10-0-0
N.C. State: Rossi 18-67	N.C. State: Rossi 5-12-58-1-1

Mississippi State	Team Statistics	N.C. State
16	First Downs	15
303	Total Net Yards	234
275	Net Rushing	176
28	Net Passing	58
6-3-0	Att-Comp-Int	12-5-0
2-1	Fumbles-Lost	2-2
11-122	Penalties-Yards	3-25

Coaches:

Miss State: Paul Davis
 N.C. State: Earl Edwards
 MVP: Ode Burrell
 Attendance: 8,309



16



12



This blocked punt, which was returned for a touchdown, helped Mississippi State knock-off N.C. State.

MISS. STATE DEFEATS WOLFPACK

PHILADELPHIA (AP)- Mississippi State, whose offensive power thwarted time and again by major penalties, needed a touchdown on a blocked punt and a 43-yard field goal to turn back a determined North Carolina State team 16-12 Saturday in the fifth annual and probably last AutoZone Liberty Bowl football game in Philadelphia.

A frozen turnout of 8,309 spectators watched the two Southern teams perform on a bitter 22-degree day made even colder by a biting 15 miles per hour wind whipping through the 102,000-seat Philadelphia Stadium.

The Bulldogs of Mississippi State, a late season blossoming national power, suffered 122 yards in penalties, most of them 15-yard assessments that stymied scoring bids. A penalty for a foul on a free ball after a punt helped North Carolina State maintain a drive that resulted in its first touchdown.

The Mississippians ripped to a 13-0 lead in the first period when Bill McGuire, junior tight end, blocked Dave Houtz' punt, and end Tommy Inman picked up the loose ball and raced 11 yards into the end zone.

Later in the quarter, the Bulldogs drove 47 yards on seven plays with quarterback Sonny Fisher running the final three.

In the second period, Mississippi State, which finished fourth in its conference although defeating several of the nation's top ranking teams, drove to the Wolfpack 25, but had to settle for a 43-yard field goal by Justin Canale, a 214-pound junior guard.

Trailing 16-0, North Carolina State, co-champions of the Atlantic Coast Conference, got a big break when it punted and Mississippi State was penalized for clipping while the ball was in the air. The penalty enabled the Wolfpack to maintain possession and continue a drive that led to their first TD, a one-yard quarterback sneak by Jim Rossi, who was voted the outstanding back in the game.

COLEMAN LEADS UTAH OVER WVU

ATLANTIC CITY, NJ (AP)- Ron Coleman, a speedy halfback, led Utah through West Virginia's porous defense for a 32-6 victory yesterday in college football's first indoor bowl game, the sixth annual AutoZone Liberty Bowl inside spacious Convention Hall before a crowd of 6,059.

The 5-foot-8, 172-pound senior from San Francisco ran 53 yards to give Utah a 19-0 halftime lead. He carried 15 for 154 yards, picking his holes behind crisp blocking.

With the offensive line opening large gaps in West Virginia's forward wall and the always dry field providing sure footing for Coleman, his substitute Andy Ireland, and fullback Allen Jacobs, Utah lost little time establishing their superiority.

Of the six times Utah had the ball in the first half, Coach Ray Nagel's team drove 45 and 77 yards for touchdowns and Roy Jefferson kicked field goals of 29 and 32 yards. One march faltered at the West Virginia one-yard line and an errant lateral killed the other.

Not only did Utah's offensive line push the Mountaineers all over the field but its heralded defense throttled West Virginia's quarterback Allen McCune and rarely permitted the Southern Conference Champions to mount an attack.

The Utes, co-champions of the Western Athletic Conference, wasted little time in settling matters. A 50-yard drive the first time they had the ball ended in Jefferson's first field goal and a 16-point second period wrapped it up. Utah scored its first touchdown midway through the second period, after fielding a punt on the Mountaineer 45. From the 28, Coleman ran 12 yards around his own right end.

Jacobs smashed to the 11 and on a keeper, quarterback Earnest Pokey Allen faked to Coleman and barreled the remaining distance to the end zone.



December 19, 1964

	<u>1</u>	<u>2</u>	<u>3</u>	<u>4</u>	<u>Final</u>
Utah	3	16	6	7	32
West Virginia	0	0	6	0	6

Scoring Summary:

Utah: Jefferson 32 FG Utah: Allen 11 run (Jefferson kick) Utah: Jefferson 35 FG Utah: Coleman 53 run (pass failed) Utah: Ireland 47 run (run failed)
 WVU: Clegg 6 pass from McCune (pass failed) Utah: Morley 33 pass from Groth (Pullman kick)

Individual Statistics

Rushing:	Passing: (Comp/Att/Yds/Int/TDs)
Utah: Coleman 15-154	Utah: Allen 5-11-72-2-0
West Virginia: Leftridge 11-73	West Virginia: McCune 13-28-123-4-1

Utah	Team Statistics	West Virginia
25	First Downs	12
466	Total Net Yards	228
323	Net Rushing	105
143	Net Passing	123
23-11-0	Att-Comp-Int	28-13-4
3-3	Fumbles-Lost	1-1
8-61	Penalties-Yards	2-29

Coaches:

Utah: Ray Nagel
 West Virginia: Gene Corum
 MVP: Ernest Allen
 Attendance: 6,059



32



6



In the first ever indoor bowl game, an end zone perspective of the action highlights Utah's win over West Virginia



December 18, 1965

	<u>1</u>	<u>2</u>	<u>3</u>	<u>4</u>	<u>Final</u>
Ole Miss	0	3	7	3	13
Auburn	0	7	0	0	7

Scoring Summary:

Ole Miss: Keyes 42 FG Auburn: Bryan 44 run (Lewis kick) Ole Miss: Cunningham 6 pass from Graves (Keyes kick) Ole Miss: Keyes 30 FG

Individual Statistics

Rushing:	Passing:
Ole Miss: Dennis 15-75	Ole Miss: Graves 2-10-15-1-1
Auburn: Bryan 19-111	Auburn: Bowden 11-24-112-0-0

Ole Miss	Team Statistics	Auburn
11	First Downs	15
213	Total Net Yards	268
189	Net Rushing	156
24	Net Passing	112
12-4-1	Att-Comp-Int	24-11-0
0-0	Fumbles-Lost	0-0
4-25	Penalties-Yards	5-29

Coaches:

Ole Miss: John Vaught
 Auburn: Shug Jordan
MVP: Tom Bryan
Attendance: 38,607



Auburn's Tom Bryan (19), the game's MVP, is stopped on an end run by Ole Miss linebacker Lee Garner, the game's Outstanding Defensive Lineman.

REBELS WIN DEFENSIVE BATTLE

MEMPHIS, Tenn. (UPI)- Mississippi marched 59 yards with the second half kickoff for a touchdown Saturday to defeat Auburn 13-7 in an AutoZone Liberty Bowl battle of defensive giants.

The Rebel touchdown came on a six-yard pass from Joey Graves to Doug Cunningham to put Ole Miss in front 10-7. Jimmy Keyes kicked a 42-yard field goal in the first quarter and iced the game for Ole Miss with a 30-yard field goal in the final period.

Auburn fullback Tom Bryan, the game's most valuable player, put the Plainsmen ahead 7-3 in the second period with a 42-yard touchdown burst.

Auburn threatened with less than a minute to go, driving to the Mississippi nine but quarterback Alex Bowden missed on three pass attempts and on fourth down was dumped eight yards behind the line of scrimmage.

Ole Miss took possession and the clock ran out.

Mississippi capitalized on a bad gamble by Auburn to set up its first score, Keyes' 42-yard field goal. Auburn tried to make it on fourth and one and lost eight yards. Ole Miss took over at the Auburn 43 and on first down quarterback Jimmy Heidel picked up 32 yards on a spectacular criss-crossing run. The Rebel's drive bogged down after three short gains and Keyes made his kick.

Mississippi's final score, Keyes' 30-yard field goal, came in the fourth quarter when a Mississippi drive sputtered at the Auburn 11.

Bryan gained 111 yards in 19 carries for the most valuable player award.

The punt turned out to be the most important weapon in the game. Both teams had excellent kickers, Tommy Lunceford of Auburn and left-footed Chuck Norman of Mississippi.

Lunceford punted eight times, all high, spiraling boots that twisted menacingly towards receivers. None were dropped but all pushed Mississippi back toward their endzone. He averaged 39 yards per punt. Norman kicked nine times, an AutoZone Liberty bowl record, for 34.1 yards.

9th-RANKED MIAMI WINS

Memphis, Tenn. (AP) - Quarterback Bill Miller engineered a 70-yard touchdown drive in the fourth quarter Saturday to give ninth-ranked Miami a 14-7 victory over Virginia Tech in the eighth annual AutoZone Liberty Bowl.

The big play on the game-winning march was a 38-yard Miller-to-Jim Cox pass to Tech's five. Doug McGee lunged into the end zone four plays later from the one.

Tech scored early on a one-yard run by Tommy Francisco and Miami tied it 7-7 in the third period on a seven-yard pass from Miller to Joe Mira, brother of San Francisco quarterback George Mira.

The AutoZone Liberty Bowl had a record paid attendance of 39,101, but only 25,012 showed up because of 36-degree temperature and a light rain.

Miller, a junior, completed three passes to Cox on the final scoring drive and each time kept the march alive with a first down. With first and five, Mira reached the two on two carries, then McGee got one before diving over the line to score.

In the third quarter, Miami drove 47 yards to score, but the key was a 15-yard roughing-the-punter penalty which gave the Hurricanes new life at the Tech 26. Miller kept his team on the ground until he got to the seven, where he hit Mira with a touchdown pass.

It was a defensive battle in which Miami gained only 163 yards in total offense and Tech only 111.

Tech got its touchdown when halfback Jim Richards blocked a Miami punt and Tech took over at the Miami 21. Francisco carried four straight times and scored from the one.

Richards had never rushed a punter until this game and he had not played since he broke his collarbone against Kentucky on Oct. 8.

Tech's quick defense prevented Miami from gaining a first down until the final minute and a half in the second quarter.


The longest play of the game was Francisco's 57-yard second half kickoff return, but Tech was forced to punt four plays later.

Defensive guard John Barnett of Miami intercepted a pass and returned it 42 yards to the Tech 18 in the third period. But Miami was held at the Tech 9.

Francisco carried 21 times and was the game's leading ground gainer with 55 yards, and Miller completed nine of 26 passes for 91 yards.

Cox, a junior end who caught 41 passes during the regular season, caught five for 77 yards and was voted the game's most valuable player.

Francisco was named the game's offensive back, with Virginia Tech's All America Frank Loria as the chosen defensive back. Sophomore end Ted Hendricks of Miami was the outstanding defensive lineman.



December 10, 1966

	<u>1</u>	<u>2</u>	<u>3</u>	<u>4</u>	<u>Final</u>
Miami #9	0	0	7	7	14
Virginia Tech	7	0	0	0	7

Scoring Summary:

Virginia Tech: Francisco 1 run (Utin kick) Miami: Mira 7 pass from Miller (Harris kick) Miami: McGee 1 run (Harris kick)

Individual Statistics

Rushing:	Passing: (Comp/Att/Yds/Int/TDs)
Miami: McGee 12-36	Miami: Miller 9-26-99-1-1
Virginia Tech: Francisco 21-55	Virginia Tech: Stafford 4-13-59-0-0

Miami	Team Statistics	Virginia Tech
11	First Downs	7
163	Total Net Yards	111
55	Net Rushing	36
108	Net Passing	75
28-10-0	Att-Comp-Int	16-6-1
1	Fumbles-Lost	2
7-80	Penalties-Yards	6-57

Coaches:

Miami: Charlie Tate
 Virginia Tech: Jerry Claiborne
MVP: Jimmy Cox
Attendance: 39,101




14



7



Tech's Gene Fisher (87) reaches for but fails to get his hands on a pass in the end zone in a game that saw the Miami Hurricanes beat the Hokies.



December 16, 1967

	<u>1</u>	<u>2</u>	<u>3</u>	<u>4</u>	<u>Final</u>
N.C. State	0	7	0	7	14
Georgia	0	7	0	0	7

Scoring Summary:

NC State: Martel 6 pass from Donnan (Warren kick) Georgia: Jenkins 1 run (McCullough kick) NC State Barchuk 1 run (Warren kick)

Individual Statistics

Rushing:	Passing: (Comp/Att/Yds/Int/TDs)
NC State: Bowers 10-35	NC State: Donnan 16-24-121-1-1
Georgia: Jenkins 16-33	Georgia: Moore 10-22-124-1-0

N.C. State	Team Statistics	Georgia
14	First Downs	14
207	Total Net Yards	276
79	Net Rushing	140
128	Net Passing	136
25-17-1	Att-Comp-Int	23-11-1
2-1	Fumbles-Lost	2-0
3-45	Penalties-Yards	6-67

Coaches:

N.C. State: Earle Edwards

Georgia: Vince Dooley

MVP: Jim Donnan

Attendance: 35,045



14



7



On a beautiful day for football, the AutoZone Liberty Bowl hosted a match-up between the Georgia Bulldogs and the N.C. State Wolfpack.

NORTH CAROLINA STATE WINS

Memphis, Tenn., (AP)- North Carolina State turned back two Georgia scoring bids in the last four minutes Saturday, preserving a 14-7 upset victory over the Bulldogs in the ninth annual AutoZone Liberty Bowl.

The Wolfpack, scoring its first bowl victory ever, stopped a Georgia drive on the one- yard line with 3:27 left and then stopped another Bulldog scoring bid on the ten. Quarterback Jim Donnan, hitting on 16 of 24 passes, directed the North Carolina State triumph, which gave the Wolfpack nine victories for the first year since 1927.

The conquest by the Atlantic Coast Conference team was the first by an ACC football squad over a Southeastern Conference club in 24 tries.

The Wolfpack, determined to prove it deserved its last minute invitation to the AutoZone Liberty Bowl, cracked a 7-7 tie in the fourth quarter but almost blew its lead when it had a punt blocked out of its own end zone with 10 seconds left.

The Bulldogs recovered the blocked ball on the North Carolina State nine, but they were unable to gain in four plays and the Wolfpack then ran out the clock.

The loss left Georgia with a 7-4 record for the year, with the Wolfpack closing the campaign with a 9-2 mark.

North Carolina State scored first with Donnan tossing a six yard touchdown pass to Harry Martell in the second quarter. Georgia tied the score later in the period on Ronnie Jenkins' one yard touchdown plunge, set up by quarterback Kirby Moore's pass to Denis Hughes.

North Carolina State, helped by a pair of pass interference violations committed by Georgia, scored the winning touchdown in the last quarter with 13 minutes left when Tony Barchuk cracked over from the 1-yard line.

OLE MISS BATTLES BACK FOR WIN

Memphis, Tenn. (AP)- Mississippi battled back from a flurry of early scores by Virginia Tech and rolled to a 34-17 victory over the fumbling Gobblers in an explosive AutoZone Liberty Bowl football duel Saturday.

The Rebels wiped out a 17-0 deficit behind the passing of Archie Manning and an alert defense which pounced on three Virginia Tech fumbles and intercepted two passes.

Manning, a lanky sophomore whom Coach Johnny Vaught calls one of his best, ignited the Mississippi comeback with touchdown passes of 21 and 23 yards in the second quarter. Halfback Steve Hindman put the Rebels ahead to stay on the opening play of the second half with a 79-yard touchdown run.

The Rebels, playing in their 12th straight bowl game, clinched the triumph in the last period when Bob Bailey bolted 70 yards for a touchdown with an intercepted pass, and Van Brown kicked a pair of field goals from 46 and 26 yards.

The Gobblers, who had not fumbled in their last five games and boasted a 7-3 season record, swept to the lead with some surprising razzle-dazzle. They startled the Rebels and a record crowd of 46,206- including vice-president-elect Spiro Agnew- with a muddle huddle which produced a touchdown on their second running play. Ken Edwards dashed 58 yards for the score on the play in which the Gobblers huddled on the line of scrimmage, quarterback Al Kincaid walked to the ball and casually pitched it to Edwards.

That touchdown took only 27 seconds, and Virginia Tech scored again two minutes later on Terry Smooth's seven-yard run set up by a Manning fumble.

The Gobblers widened the gap on a 29-yard field goal by Jack Simcsak later in the opening period, but then the running back bogged down and the Rebels rolled to their seventh triumph of the year.

Virginia Tech completed only one pass, and that completion produced only a two-yard gain in the final minutes.

Vaught said a Virginia Tech gamble that backfired after the Gobbler's field goal was the key to the Mississippi comeback.


Tech tried an onside kick after the field goal and Mississippi recovered on the Gobbler's 49. The Rebels needed only seven plays to produce their first touchdown and then pulled away.

Virginia Tech pounded through Mississippi's defense for 330 yards rushing, but the lack of a passing attack was fatal for the Gobblers' comeback hopes.

Kincaid, returning to action after a month's layoff, missed on all four throws he tried. Sophomore Wayne Humphries hit one of three.

Manning connected on 12 of 28 passes for 141 yards, but the game's most valuable player award went to Hindman. The senior halfback gained 121 yards rushing and his go-ahead touchdown run was the longest of his career.

Edwards, moved to fullback in mid-season, gained 119 yards in 12 carries for Tech. Smoot picked up 91 on 21 tries in the televised game played in 28-degree weather.



December 14, 1968

	<u>1</u>	<u>2</u>	<u>3</u>	<u>4</u>	<u>Final</u>
Ole Miss	0	14	7	13	34
Virginia Tech	17	0	0	0	17

Scoring Summary:

Va Tech: Edwards 58 run (Simcsak kick) Va Tech: Smoot 7 run (Simcsak kick) Va Tech: Simcsak 29 FG Ole Miss: Shows 21 pass from Manning (Brown kick) Ole Miss: Felts 23 pass from Manning (Brown kick) Ole Miss: Hindman 79 run (Brown kick) Ole Miss: Bailey 70 interception return (Brown kick) Ole Miss: Brown 46 FG Ole Miss: Brown 26 FG

Individual Statistics

Rushing:	Passing: (Comp/Att/Yds/Int/TDs)
Ole Miss: Hindman 12-121	Ole Miss: Manning 12-28-141-1-2
Virginia Tech: Edwards 12-119	Virginia Tech: Humphries 1-3-0-2-0

Ole Miss	Team Statistics	Virginia Tech
15	First Downs	16
326	Total Net Yards	332
185	Net Rushing	330
141	Net Passing	2
28-12-1	Att-Comp-Int	7-1-2
3-2	Fumbles-Lost	5-3
4-30	Penalties-Yards	12-120

Coaches:

Ole Miss: John Vaught
 Virginia Tech: Jerry Claiborne
 MVP: Steve Hindman
 Attendance: 46,206




34



17



Sophomore quarterback Archie Manning's second half scrambling sparked Ole Miss to victory over Virginia Tech.



December 13, 1969

	<u>1</u>	<u>2</u>	<u>3</u>	<u>4</u>	<u>Final</u>
Colorado	10	21	7	9	47
Alabama	0	19	14	0	33

Scoring Summary:

Colo: Walsh 13 run (Haney kick) Colo: Haney 30 FG Colo: Anderson 4 run (Haney kick)
 Bama: Hunter 31 run (Buck kick) Bama: Ranager 6 run (pass failed) Colo: Walsh 15 run
 (Haney kick) Bama: Musso 2 run (run failed) Colo: Engle 91 kickoff return (Haney kick)
 Bama: Langston 55 pass from Hayden (Buck kick) Colo: Anderson 2 run (Haney kick) Bama:
 Musso 10 pass from Hayden (Buck kick) Colo: Brundige safety Colo: Anderson 3 run Haney
 kick)

Individual Statistics

Rushing:	Passing: (Comp/Att/Yds/Int/TDs)
Colorado: Anderson 35-254	Colorado: Bratten 3-11-49-3-0
Alabama: Musso 23-107	Alabama: Hayden 8-21-164-0-2

Colorado	Team Statistics	Alabama
29	First Downs	24
563	Total Net Yards	367
473	Net Rushing	155
90	Net Passing	212
16-6-3	Att-Comp-Int	34-14-0
3-2	Fumbles-Lost	2-0
8-94	Penalties-Yards	2-24

Coaches:

Colorado: Eddie Crowder
 Alabama: Paul "Bear" Bryant
MVP: Bob Anderson
Attendance: 50,042



47



33



Ward Walsh goes over the goal line for Colorado's first touchdown with Alabama's Bill Blair (25) making a valiant attempt to stop the Buff's running back from scoring a touchdown.

CRIMSON TIDE TURNED BACK BY COLORADO

Memphis, Tenn. (AP)- All American tailback Bob Anderson barreled through Alabama's defense for three touchdowns and more than 250 yards rushing Saturday as Colorado whipped the Crimson Tide 47-33 in a wild AutoZone Liberty Bowl football game.

Anderson, a 208-pounder, scored Colorado's go-ahead touchdown with 10:57 remaining on a two-yard smash that capped a 53-yard drive and erased a valiant comeback by the smaller Tide.

Alabama, trailing once 17-0 and 31-19 at halftime, rallied in the third period on the passing of reserve quarterback Neb Hayden, who hurried touchdown passes of 55 yards to Griff Langston and 10 yards to Johnny Musso to give Alabama a 33-31 lead in the middle of the quarter.

Colorado, which pushed Alabama all over the field in the first 18 minutes, stunned the Tide with a razzle-dazzle 91-yard kickoff return just before halftime. Steve Engel bolted down the right sideline after taking a handoff on the kickoff.

The defeat was the third straight for Coach Paul "Bear" Bryant's Crimson Tide in bowl games.

Alabama, which has made more bowl appearances than any other college, saw its overall bowl record fall to 12-9-2.

Anderson, named the game's most outstanding player, gained 254 yards on 31 carries, both AutoZone Liberty Bowl records, and had one 31-yard sprint nullified by a penalty. The big Buffalo tailback frequently broke for runs of 20 or more yards, running over Alabama defenders almost at will.

Colorado netted 563 yards total offense, including 473 on the ground.

Fullback Ward Walsh scored two touchdowns for Colorado on runs of 13 and 15 yards. Dave Henry booted a 30-yard field goal and added six extra points as Colorado, a one-point favorite, boosted its bowl record to 3-1.

Scott Hunter, Alabama's starting quarterback who sat out the second half with a knee injury, scored the Tide's first touchdown on a 31-yard sneak that caught the Colorado defense asleep with only one defender laying a hand on him.

Musso scored on a two-yard plunge and Ranager on a six-yard sweep to wrap up the Tide scoring. Colorado's vicious defensive line protected the Buffalo lead in the final quarter.

TULANE STUNS COLORADO, 17-3

Memphis, Tenn. (AP)- Dave Abercrombie dashed 66 yards with the second-half kickoff to set up the go-ahead touchdown Saturday as Tulane, participating in a bowl game for the first time in 30 years, stunned favored Colorado 17-3.

Abercrombie, a 190-pound senior tailback, scored both Tulane touchdowns in the second half on runs of two and four yards and hammered out 124 yards rushing against the bigger Buffaloes.

After a 3-3 halftime deadlock, Abercrombie took the second half kickoff and sprinted up the middle of the field, breaking through a clearing at his own thirty and raced to the Colorado 30 where a quartet of Buffalo defenders finally stopped him.

Tulane needed only four plays to score, with fullback Bob Marshall running for 16 and 13 yards before Abercrombie punched over from the two only 1:42 into the third quarter.

Tulane's defense took care of Colorado the rest of the way, holding its vaunted triple option attack to only 14 net yards in the third quarter. Colorado did not penetrate Tulane territory in the second half.

Tulane, which lost its most recent bowl appearance to Texas A&M 14-13 in the 1940 Sugar Bowl, drove 57 yards for the clinching score midway through the final period.

A 15-yard unsportsmanlike conduct on the Colorado bench helped the drive before Marshall and Abercrombie alternated running it to the four. Abercrombie then scored with 8:05 left in the game. The triumph ended an 8-4 season, its best in 20 years. Colorado finished its year at 6-5.

It was a vicious defensive battle in which tempers flared often but fisticuffs never erupted. After almost every play, players from each team appeared to be swapping verbal abuse.

Tulane's first score came on Lee Gibson's 19-yard field goal in the first period shortly after linebacker Rick Kingrea, a second team All-American, sprinted 44 yards to the Colorado six after intercepting a pass by Paul Arendt.


Colorado then put together its only drive of the day that produced more than three first downs. The Buffaloes held the ball for 8 1/2 minutes on an 18-play drive that ended with Dave Henry's 32-yard field goal with 7:55 remaining in the half.

Arendt gained 29 yards in nine carries and tailback John Tarver with 34 yards in six attempts on the drive in which no passes were thrown.

Tulane missed a pair of scoring opportunities in the final four minutes of the half, once after David Herbert grabbed a fumble in the air at the Colorado 24, and later when Mike Walker completed a 22-yard pass to Steve Barrios at the Colorado 29 in the final 30 seconds.

The first threat ended when Tulane faked a field goal only to fail on an attempted pass. The second was stopped when Pat Murphy intercepted a Walker pass at the 10 and returned it 28 yards where he slipped attempting to cut back into an open field.

Abercrombie was a unanimous selection as the game's most outstanding player.



December 12, 1970

	<u>1</u>	<u>2</u>	<u>3</u>	<u>4</u>	<u>Final</u>
Tulane	3	0	7	7	17
Colorado	0	3	0	0	3

Scoring Summary:

Tulane: Gibson 19 FG Colo: Haney 32 FG Tulane: Abercrombie 2 run (Gibson kick) Tulane: Abercrombie 4 run (Gibson kick)

Individual Statistics

Rushing:	Passing: (Comp/Att/Yds/Int/TDs)
Tulane: Abercrombie 25-128	Tulane: Walker 3-8-28-1-0
Colorado: Arendt 29-65	Colorado: Arendt 3-7-20-1-0

Tulane	Team Statistics	Colorado
15	First Downs	13
241	Total Net Yards	175
213	Net Rushing	155
28	Net Passing	20
9-3-1	Att-Comp-Int	7-3-1
4-0	Fumbles-Lost	4-1
5-39	Penalties-Yards	5-52

Coaches:

Tulane: Jim Pittman
 Colorado: Eddie Crowder
 MVP: David Abercrombie
 Attendance: 44,640




17



3



Tulane's Dave Abercrombie plunges towards the end zone for one of his two touchdowns in a MVP performance against Colorado.



December 20, 1971

	<u>1</u>	<u>2</u>	<u>3</u>	<u>4</u>	<u>Final</u>
Tennessee #9	7	0	0	7	14
Arkansas #18	0	7	0	6	13

Scoring Summary:

Tenn: Rudder 2 run (Hunt kick) Ark: Hodge 36 pass from Ferguson (McClard kick) Ark: McClard 19 FG Ark: McClard 30 FG Tenn: Watson 17 run (Hunt kick)

Individual Statistics

Rushing:	Passing: (Comp/Att/Yds/Int/TDs)
Tennessee: Watson 11-39	Tennessee: Maxwell 10-20-120-3-0
Arkansas: Saint 17-71	Arkansas: Ferguson 18-28-200-3-1

Tennessee	Team Statistics	Arkansas
15	First Downs	22
239	Total Net Yards	367
97	Net Rushing	167
142	Net Passing	200
21-11-3	Att-Comp-Int	28-18-3
1-1	Fumbles-Lost	2-2
7-73	Penalties-Yards	6-85

Coaches:


Tennessee: Bill Battle
 Arkansas: Frank Broyles
 MVP: Joe Ferguson
 Attendance: 51,410



14



13



Curt Watson scoring Tennessee's winning touchdown against Arkansas in the most controversial AutoZone Liberty Bowl ever.

WATSON SCAMPERS 17 YARDS WITH WINNING TD

Memphis, Tenn. (UPI)- Tennessee fullback Curt Watson ran 17 yards with 1:56 left to play in the AutoZone Liberty Bowl Monday night to give the ninth-ranked Volunteers a 14-13 victory over Arkansas before a record crowd of 51,410.

The winning touchdown was set up on a fumble recovery by tackle Carl Witherspoon at the Arkansas 37 with less than three minutes to play. It was the first time that Tennessee had the ball in Arkansas territory in the second half.

Three plays later, Watson went in to score.

Tennessee's other touchdown came on a two-yard plunge by tailback Bill Rudder in the first quarter.

The victory overshadowed the performance of Arkansas quarterback Joe Ferguson, who threw a 36-yard touchdown pass and completed 18 of 28 passes for 200 yards against a tough Tennessee defense.

George Hunt kicked the game-winning extra point for the Vols.

Jim Hodge took Ferguson's touchdown pass in the second quarter to tie the game 7-7 at the half. Stumpy Billy McClard kicked field goals of 20 and 30 yards in the final quarter following two interceptions by Arkansas defensive back Louis Campbell to put Arkansas ahead 13-7.

Campbell also had an interception in the first half.

Tennessee's defense halted two Arkansas drives in the third quarter with a fumble recovery and an interception. Arkansas drove to the Tennessee 34 with the second half kickoff. All-American safety Bobby Majors intercepted a Ferguson pass at the Tennessee 13.

Later in the third quarter, Arkansas moved the ball to the Tennessee 7, but defensive back Eddie Brown recovered a fumbled pitchout on the 11.

The two teams, playing for only the second time in their history and the first time since 1907, when Tennessee won 14-2, went into the second half tied after Ferguson opened up the passing game in the second quarter.

The 6-2 junior from Shreveport, La., completed six straight passes in a 66-yard drive late in the first half, capping it with his pass to Hodge alone in the end zone.

The scoring play came right after Hodge, slammed to the ground by a Tennessee defender when he caught a flare pass, threw the ball down in disgust and Arkansas was penalized 15 yards for unsportsmanlike conduct.

Tennessee's opening drive went 55-yards in eight plays, capped by Rudder's plunge. A key pass interference penalty against Arkansas' Clark Irwin at the Razorback 22 kept the drive alive. On the next play, Rudder threw a halfback pass to split end Emmon Love at the two to set up the score.

STEVENS PACES GEORGIA TECH PAST IOWA STATE 31-30

Memphis, Tenn. (AP)- Jim Stevens, who started the 1972 season as a third-string quarterback at Georgia Tech and ended it by engineering a heart-thumping 31-30 victory Monday night over Iowa State in the AutoZone Liberty Bowl, said he just hoped to be a reserve.

"I just wanted to do my job and establish myself as the No. 2 quarterback behind Eddie," Stevens said after the game.

Stevens, who was named the game's outstanding player for throwing three touchdown passes, was referring to Tech's regular quarterback for most of the season, Eddie McAshan, who was suspended prior to the Yellow Jacket's last game of the regular season for missing practice.

Tech, which finished 7-4-1, scored what proved to be the decisive touchdown with 11:28 left in the game on a three yard pass from Stevens, a 6-foot-1, 190-pound junior, to third-string fullback Kevin McNamara. Bobby Thigpen kicked what turned out to be the winning extra point.

But Stevens later fumbled as he pitched out, Iowa State's Larry Hunt recovered on the Tech 33 and seven plays later Cyclone quarterback George Amundson rifled a five-yard TD pass to split end Ike Harris, making the score 31-30 with 1:36.

On a two-point conversion attempt, Amundson bothered by Tech end Beau Bruce, hurriedly threw beyond the end zone and the score stood.

"Stevens executed almost perfectly," Tech coach Bill Fulcher said after the game.

He hit on 12 of 15 passes for 157 yards and scrambled twice to keep Tech drives alive though he netted only nine yards rushing.

Iowa State's Johnny Majors, who announced after the game he will take the head coaching job at Pittsburgh, said there was never any doubt about going for two after the Cyclone's last touchdown.

"We thought it would work since Amundson's runs on the sprint out had worked and we thought the receivers would get open because they were giving him room to the outside. The receiver was covered momentarily and the rush was a little better than we had expected."

Iowa State, which ended 5-6-1, took a 14-3 lead after the first quarter and appeared to be headed for a rout, but the Engineers narrowed the margin to 21-17 at halftime and tied it 24-24 after three periods.

After Cam Bonifay's 32-yard field goal gave Tech a 3-0 lead early in the first quarter, the Cyclones scored on their next two possessions with Amundson hurling a 13-yard TD pass to Harris and tailback Moses Moore running one yard for the other score.

Tech came back to take the lead 17-14 on a nine-yard pass from Stevens to split end Jim Robinson and a 19-yard run by safety Gary Faulker with an intercepted Amundson pass.


Tech's lead was brief as Iowa State's Wille Jones picked up the kickoff on the seven, circled back to the three, then raced up the sideline and cut across the field going all the way for the score. That made it 21-17.

Tech again took the lead on a pass play covering 22 yards from Stevens to fullback Rob Healy in the third quarter. State's Tom Goedjen booted a 30-yard field goal later in the period to set up the thrilling fourth quarter.

An estimated 150 black pickets marched outside Memphis Memorial Stadium prior to the game to protest McAshan's suspension.

McAshan said he missed practice because Fulcher refused to provide him with extra tickets to the Georgia game for his family.

Most of the Tech and Iowa State black players wore black armbands during the game as a symbol of their support of McAshan. The black players had been urged by civil rights groups to boycott the game but none did.



December 18, 1972

	<u>1</u>	<u>2</u>	<u>3</u>	<u>4</u>	<u>Final</u>
Georgia Tech	3	14	7	7	31
Iowa State	14	7	3	6	30

Scoring Summary:

GT: Bonifay 32 FG ISU: Harris 13 pass from Amundson (Goedjen kick) ISU: More 1 run (Goedjen kick) GT: Robinson 9 pass from Stevens (kick failed) GT: Faulker 19 INT return (Thigpen kick) ISU: Jones 93 kickoff return (Goedjen kick) GT: Healy 22 pass from Stevens (Thigpen kick) ISU: Goedjen 30 FG GT: McNamara 3 pass from Stevens (Thigpen kick) ISU: Harris pass from Amundson (pass failed)

Individual Statistics

Rushing:	Passing: (Comp/Att/Yds/Int/TDs)
Georgia Tech: Southall 22-48	Georgia Tech: Stevens 12-15-157-1-3
Iowa State: Amundson 13-78	Iowa State: Amundson 10-19-153-2-2

Georgia Tech	Team Statistics	Iowa State
18	First Downs	18
280	Total Net Yards	338
123	Net Rushing	185
157	Net Passing	153
15-12-1	Att-Comp-Int	19-10-2
5-2	Fumbles-Lost	3-2
1-5	Penalties-Yards	4-39

Coaches:

Georgia Tech: William Fulcher

Iowa State: Johnny Majors

MVP: Jim Stevens

Attendance: 50,021




31



30



Tech substitute quarterback Jim Steven had greatness and the MVP award thrust upon him for his performance. Here he is face masked by Iowa State's Merv Krakau (79).



December 17, 1973

	<u>1</u>	<u>2</u>	<u>3</u>	<u>4</u>	<u>Final</u>
N.C. State #16	7	3	7	14	31
Kansas #19	0	10	0	8	18

Scoring Summary:

NC St: Fritts 2 run (Sewell kick) Kansas: Miller 12 pass from Jaynes (Love kick) NC St: Sewell 33 FG Kansas: Lowe 18 FG NC St: Fritts 8 run (Sewell kick) NC St: Young 12 run (Sewell kick) NC St: Henderson 31 INT return (Sewell kick) Kansas: Miller 12 run (Adams pass from Jaynes)

Individual Statistics

Rushing:	Passing: (Comp/Att/Yds/Int/TDs)
N.C. State: Fritts 18-83	N.C. State: Shaw 5-8-71-1-0
Kansas: Miller 15-104	Kansas: Jaynes 24-38-218-2-1

N.C. State	Team Statistics	Kansas
17	First Downs	24
274	Total Net Yards	348
188	Net Rushing	130
86	Net Passing	218
14-7-1	Att-Comp-Int	38-24-2
2-0	Fumbles-Lost	2-1
3-35	Penalties-Yards	4-37

Coaches:

N.C. State: Lou Holtz
 Kansas: Don Fambrough
 MVP: Stan Fritts
 Attendance: 50,011



31



18

FRITTS SCORES TWICE AS STATE TAKES LIBERTY 31-18

MEMPHIS, Tenn. (AP)- Stan Fritts, who once made an unassisted triple play, is the right man in the right spot even in football.

Fritts scored two touchdowns and was the mainstay in North Carolina State's ball-control offense Monday night as the Wolfpack blitzed Kansas 31-18 in the nationally televised AutoZone Liberty Bowl football game- the first of the major bowls.

"We honestly believed we could run against them," said Fritts, who made the rare triple play three years ago as a Senior League third baseman. "We could run against anybody."

Fritts, a fullback considered too small to play major college just three years ago, smashed his way for 83 yards Monday night in 18 carries.

A 6-foot-1, 205 pound junior from Oak Ridge, Tenn., who first enrolled at Murray State in Kentucky, scored on runs of two and eight yards.

His eight-yard run came in the third quarter and put the Wolfpack ahead 17-10, a lead they never relinquished.

North Carolina State, finishing the season 9-3, increased the lead to 31-10 in the fourth quarter on a 12-yard run by Charley Young and on an interception by freshman defensive tackle Jim Henderson, who returned it 31 yards for the score.

The Wolfpack victory overshadowed the brilliance of Dave Jaynes, Kansas' All-American quarterback, who hit 24 of 38 passes for 218 yards and one touchdown. Kansas closed at 7-4-1.

"We're not real fancy," Wolfpack head coach Lou Holtz said. "We just try to run at people, and I feel we do a pretty good job of that."

"We wanted to do several things in this game, punish their receivers, not give up the deep one, force Jaynes to go to his secondary receivers and keep him contained."

Kansas Coach Don Fambrough said the Wolfpack controlled the ball and made the big plays.

"North Carolina State converted so many third down situations and of course that was a factor. We were not sharp on offense. We were dropping balls and doing things you just can't do. Of course they had a lot to do with that."

The Wolfpack's other score was a 33-yard field goal by Ron Sewell. Kansas scored on passes covering 12 yards from Jaynes to Robert Miller, a 12-yard run by Miller and a 28-yard field goal by Mike Love.



The Wolfpack of North Carolina State celebrate its 31-18 win against Kansas. Helping to lead the post-game cheers are Coach Lou Holtz and Bobby Pilz (21) and the WolfPack players.

TENNESSEE WINS 7-3 THRILLER

MEMPHIS, Tenn. (AP)- Backup quarterback Randy Wallace lifted an 11-yard scoring pass to Larry Seivers with 2:38 left Monday night to propel Tennessee to a 7-3 AutoZone Liberty Bowl victory over the Maryland Terrapins.

Tennessee, appearing headed for defeat, got new life when Maryland tried to punt and center Marion Koprowski's snap went over the head of punter Phil Wangenheim and was finally chased down at the seven-yard line, with the Vols taking possession.

Wallace, forced into the game after Condredge Holloway was shaken up, found Seivers at the back of the end zone on third down after All-American defensive lineman Randy White appeared to have blunted Tennessee's last-ditch effort for victory.

Six minutes before the winning touchdown, White blocked a 31-yard field goal attempt by Ricky Townsend after Holloway, who was hurt on the play, juggled the snap from center.


One play before the Wallace-to-Seivers touchdown pass, White had thrown to Wallace for a ten-yard loss.

The toss by Wallace, who missed several games early this year when his right side was partially paralyzed by a mysterious ailment, gave the Vols their third victory of the year on last-minute heroics. The Terps threw a late scare into Tennessee, driving to the Vol 20 with time running out, but defensive back Ernie Ward killed the threat with nine seconds left when he intercepted quarterback Bob Avellini's deflected pass at the two-yard line.

One play earlier, Maryland barely missed a touchdown when Frank Russell caught an option pass from tailback Louis Carter just outside the end zone.

Maryland, finishing the season 8-4, scored early in the second quarter when defensive back Bob Smith returned a punt 63 yards and set up a 23-yard field goal by Steve Mike-Mayer. Smith, sprinting down the right sideline, almost escaped for a touchdown, but was brought down by the last man between him and the end zone, punter Nell Clabo.

Tennessee, improving its record to 7-3-2, was a one-touchdown underdog to the 10th-ranked Terps.



December 16, 1974

	<u>1</u>	<u>2</u>	<u>3</u>	<u>4</u>	<u>Final</u>
Tennessee	0	0	0	7	7
Maryland #10	0	3	0	0	3

Scoring Summary:

Maryland: Mayer 28 FG Tennessee: Seivers 11 pass from Wallace (Townsend kick)

Individual Statistics

Rushing:	Passing: (Comp/Att/Yds/Int/TDs)
Tennessee: Gayles 17-106	Tennessee: Holloway 6-15-54-0-0
Maryland: Carter 22-65	Maryland: Avellini 15-22-158-2-0

Tennessee	Team Statistics	Maryland
15	First Downs	16
238	Total Net Yards	266
173	Net Rushing	108
65	Net Passing	158
16-7-0	Att-Comp-Int	24-15-2
4-2	Fumbles-Lost	3-3
8-69	Penalties-Yards	4-63

Coaches:

Tennessee: Bill Battle
 Maryland: Jerry Claiborne
MVP: Randy White
Attendance: 51,284



7



3



Paul Johnson (52) of Tennessee congratulates teammate Larry Seivers (89) for making a great touchdown catch against Maryland.



December 22, 1975

	<u>1</u>	<u>2</u>	<u>3</u>	<u>4</u>	<u>Final</u>
USC	3	17	0	0	20
Texas A&M #2	0	0	0	0	0

Scoring Summary:

USC: Walker 45 FG USC: Tatupu 1 run (Walker kick) USC: Walker 40 FG USC: Bell 76 pass from Evans (Walker kick)

Individual Statistics

Rushing:	Passing: (Comp/Att/Yds/Int/TDs)
USC: Bell 28-82	USC: Evans 6-16-174-1
Texas A&M: Bean 16-80	Texas A&M: Jay 6-14-99-0

USC	Team Statistics	Texas A&M
13	First Downs	15
315	Total Net Yards	247
141	Net Rushing	148
174	Net Passing	99
13-6-1	Att-Comp-Int	14-6-2
1-0	Fumbles-Lost	4-2
9-65	Penalties-Yards	7-49

Coaches:

USC: John McKay
 Texas A&M: Emory Bellard
 MVP: Ricky Bell
 Attendance: 52,129



20



0



MVP Ricky Bell cuts through the vaunted Texas A&M defense to lead USC to an upset victory over the Aggies.

TROJANS CRUSH AGGIES, 20-0

MEMPHIS, Tenn. (AP)- Southern California quarterback Vince Evans shredded Texas A&M's head hunting defense with two long bombs, lifting the underdog Trojans to a 20-0 AutoZone Liberty Bowl victory Monday night in John McKay's last game as a college coach.

Evans set up Mosi Tatupu's one-yard touchdown plunge early in the second quarter with a 65-yard pass play to Randy Simmrin and then hooked up with All-American tailback Ricky Bell on a screen pass covering 76 yards for a touchdown later in the period.

The 52-year-old McKay ended his 16 year career at USC with a record of 127-40-8.

USC, which had lost its last four regular season games and was unranked in the final Associated Press regular season poll, ended the season 8-4. The Aggies, knocked out of the Cotton Bowl by losing to Arkansas in their regular-season finale, finished 10-2 after a 10-0 start.

A record AutoZone Liberty Bowl crowd of 52,129 and a national television audience witnessed the game played in chilly mid-30 temperatures.

After Evan's first long pass put the ball at the A&M one-yard line, Tatupu dove across to make the score 10-0. Glen Walker, who kicked a 45-yard field goal in the opening period, added a 40-yarder on the Trojan's next possession after Clint Strozier intercepted a pass at the A&M 19.

Evan's screen pass to Bell wound up the scoring with 5:14 still remaining in the second period. Evans had completed only 29 of 99 passes during the regular season for a meager 29 per cent, 521 yards and only two touchdowns.

The Aggies, who led the country in total defense and rushing defense stopped the Trojans in the second half but by then it was far too late.

Texas A&M drove 66 yards to the USC three-yard line on its second possession of the game but the march stalled when quarterback Mike Jay fumbled and linebacker Dave Lewis recovered for USC. The Aggies, a seven point favorite, put together another good drive late in the second quarter, moving to the Trojan's 26 before Strozier intercepted another Jay pass at the 13.

The shutout was the first suffered by the Aggies in 32 games.

Evans completed six of 13 passes for 174 yards while Bell, the nation's leading rusher, carried 28 times for 82 yards and was named the game's Most Valuable Player. During the regular season, Bell gained 1,875 yards, six short of Ed Marinaro's all time one season record.

Bell also broke O.J. Simpson's school single season rushing record of 1,880 yards in 1968. The big junior finished the season with 1,957 yards in 12 games.

The halftime bulge could have been even higher, but USC blew an excellent scoring opportunity in the second period when the Aggies' Eddie Harden fumbled a kickoff and the Trojans' Vinny Van Dyke recovered at the 27.

After Bell raced 13 yards to the 14, the Aggies' Lester Hayes intercepted an Evans pass at the four and returned it 29 yards.

There were no serious scoring threats in the second half.

The victory gave USC 15 victories in 21 bowl games, more than any other school and breaking a tie with Georgia Tech. All previous USC triumphs came in the Rose Bowl.

Evans made two key plays in the drive that led to Walker's first field goal, passing 13 yards to Tatupu and scrambling 11 yards for a first down.

With 2:57 left to play, a fight broke out between A&M defensive tackle Edgar Fields and USC offensive tackle Melvin Jackson. They wrestled each other to the ground as the USC bench emptied but order was restored after a few anxious moments. Both players were ejected.

Bubba Bean, A&M's all time leading rusher, was virtually the Aggies' entire offense, carrying 16 times for 80 yards.

ALABAMA SHACKLES UCLA, 36-6

MEMPHIS, Tenn. (AP)- Alabama's older Bear Bryant taught UCLA's younger Terry Donahue an embarrassing football lesson Monday night, using Barry Krauss' 44-yard interception and a 20-yard flea flicker touchdown pass to quarterback Jack O'Rear to swamp the seventh ranked Bruins 36-6 in the AutoZone Liberty Bowl.

Donahue, UCLA's 32-year-old rookie head coach could only watch from the sideline in disbelief as his error-prone team self-destructed via eight glaring first-half mistakes.

The miscues enabled 16th ranked Alabama to explode for 24 points in an 11:07 stretch, the most points ever in any first half in the previous 18 AutoZone Liberty Bowls.

That was more than enough to help Alabama shed still another bowl jinx, winning the AutoZone Liberty Bowl for the first time in three tries. The Crimson Tide, which snapped a string of eight straight winless post-season trips by defeating Penn State in the Sugar Bowl a year ago, finished its season with a 9-3 record. The Bruins wound up 9-2-1, blowing a chance to become the second UCLA team ever to win 10 games.

UCLA was making its first post-season appearance outside the Rose Bowl, and the visitors from California seemed frozen by temperatures in the low 30's and a wind-chill factor of 11 degrees.

A record AutoZone Liberty Bowl crowd of 52,736 plus a national television audience saw the Bruins actually outgain Alabama 161 yards to 159 in the first half, although they were never really in the game after Bucky Berrey's 37-yard field goal gave the Crimson Tide a 3-0 lead with 8:47 gone.

UCLA committed three first-half turnovers- two interceptions and a fumble on a kickoff return- two of which led to Alabama touchdowns.

The Bruins also bobbled another kickoff, lost 14 yards on a wild pitchout by quarterback Jeff Dankworth, committed a costly facemask infraction and failed twice on fourth-down tries.

Linebacker Krauss, end Paul Harris and tackles Bob Baumhower and Charles Hannah keyed a vicious defense that blanked the nation's fourth-ranked offense until a 61-yard touchdown run by Theotis Brown with 9 1/2 minutes left.

Alabama won the opening coin toss but the foxy, 63-year-old Bryant elected to take advantage of a wind that gusted to 34 miles an hour. It paid off immediately when UCLA's Frank Corral, the nation's sixth-leading punter, got off a short 26-yard kick to the Tide's 35.

Twelve plays later, including a 10-yard pass from Jeff Rutledge to Rick Neal and a 12-yard burst by Johnny Davis, Berrey put three points on the board.


Less than 2 1/2 minutes later Krauss picked off a pass deflected by Hannah and lumbered 44 yards to trigger the touchdown barrage.

On the ensuing kickoff, Donnie Faust separated UCLA's Wally Henry from the ball and Harris recovered at the Bruins' 31. Davis carried four times for 26 yards, smashing across from the one.

Alabama's second-string backfield marched 64 yards in seven plays to make it 24-0 early in the second quarter. The running of Luke Ikner and a facemask penalty got the ball to the 20. O'Rear then pitched out to Tony Nathan, drifted into the left flat, took a short return pass and waltzed into the end zone.

A 25-yard field goal by Berrey in the third quarter boosted Alabama's advantage to 27-0, the most points scored against the Bruins all season. It came two plays after Nathan breezed eleven yards for an apparent touchdown only to have it nullified by a clip, one of the Tide's few mistakes.

During that drive, Bryant dusted off a maneuver from the old single-wing days, a shuffle pass from Rutledge to Nathan for 19 yards. The Bear showed Donahue an unbalanced line shortly before Berrey set an AutoZone Liberty Bowl record with his third field goal, a 28-yarder.



December 20, 1976

	<u>1</u>	<u>2</u>	<u>3</u>	<u>4</u>	<u>Final</u>
Alabama #16	17	7	3	9	36
UCLA #7	0	0	0	6	6

Scoring Summary:

Alabama: Berrey 37 FG Alabama: Kraus 44 INT return (Berrey kick) Alabama: Davis 2 run (Berrey kick) Alabama: O'Rear 20 pass from Nathan (Berrey kick) Alabama: Berrey 25 FG Alabama: Berrey 28 FG Alabama: 28 FG UCLA: Brown 61 run (kick failed) Alabama: Watson 1 run (pass failed)

Individual Statistics

Rushing:	Passing: (Comp/Att/Yds/Int/TDs)
Alabama: Nathan 9-67	Alabama: Rutledge 5-7-53-0-0
UCLA: Brown 16-102	UCLA: Dankworth 10-17-147-3-0

Alabama	Team Statistics	UCLA
23	First Downs	17
372	Total Net Yards	380
268	Net Rushing	233
104	Net Passing	147
11-8-0	Att-Comp-Int	18-10-3
1-0	Fumbles-Lost	3-1
4-29	Penalties-Yards	3-52

Coaches:

Alabama: Paul "Bear" Bryant

UCLA: Terry Donahue

MVP: Barry Krauss

Attendance: 52,736




36

6



Alabama caught UCLA off balance with Jack O'Rear (15) pitching the ball to John Cron (40) as UCLA's Manu Tuiasosopo attempts to make the play.



December 19, 1977

	<u>1</u>	<u>2</u>	<u>3</u>	<u>4</u>	<u>Final</u>
Nebraska #12	0	7	0	14	21
N. Carolina #14	0	14	3	0	17

Scoring Summary:

UNC: Williams 12 pass from Kupec (Biddle kick) Nebraska: Donnell 15 run (Todd kick)
 UNC: Loomis 10 pass from Kupec (Biddle kick) UNC: Biddle 47 FG Nebraska: Craig 10
 pass from Garcia (Todd kick) Nebraska: T. Smith 34 pass from Garcia (Todd kick)

Individual Statistics

Rushing:	Passing: (Comp/Att/Yds/Int/TDs)
Nebraska: Donnell 9-59	Nebraska: Sorley 11-13-105-0-0
North Carolina: Pascal 16-77	North Carolina: Kupec 7-11-75-1-2

Nebraska	Team Statistics	UNC
21	First Downs	17
367	Total Net Yards	262
206	Net Rushing	169
161	Net Passing	93
17-14-0	Att-Comp-Int	13-8-1
4-2	Fumbles-Lost	3-2
2-10	Penalties-Yards	5-35

Coaches:

Nebraska: Tom Osborne
 North Carolina: Bill Dooley
MVP: Matt Kupec
Attendance: 49,456



Nebraska head coach Tom Osbourne is carried off the field following Nebraska's dramatic fourth quarter comeback victory over North Carolina, 21-17, in the 19th AutoZone Liberty Bowl

CORNHUSKERS RALLY LATE

MEMPHIS, Tenn. (AP)- Quarterback Randy Garcia came off the bench and threw two fourth quarter touchdown passes, rallying 12th ranked Nebraska to a 21-17 victory over No. 14 North Carolina in the 19th annual AutoZone Liberty Bowl Monday night.

Garcia's second scoring pass covered 33 yards to split end Tim Smith and came with 3:16 left in the game.

Two touchdown passes by North Carolina's Matt Kupec and an AutoZone Liberty Bowl record 47-yard field goal by Tom Biddle had given the Tar Heels a 17-7 lead starting the final period.

But Garcia entered the game and guided the Cornhuskers 74 yards in 11 plays, ending the drive with a 10-yard scoring pass to wingback Curtis Craig.

North Carolina got excellent field position when Bill Mabry recovered a fumbled punt at the Nebraska 26 but three plays later Kupec fumbled while scrambling and Dan Pensick recovered for the Cornhuskers at their 43-yard line.

Six plays later, Garcia hit Smith for the winning touchdown.

With star tailback Amos Lawrence on the bench with a sprained ankle, Kupec guided the Tar Heels to 10 points and a 17-7 lead. His second scoring pass of the game- an 11-yard toss to fullback Bob Loomis- gave Carolina a 14-7 halftime lead.

On the Tar Heels' first possession of the second half, Kupec took his team from its 12 to the Nebraska 30 and Biddle boot-ed a career record field goal.

Garcia, a senior who shared the quarterback duties with Sorley during the Cornhuskers' 8-3 regular season, entered the game on Nebraska's first possession of the final period. He completed a 12-yard pass to Ken Spaeth and used the running of I.M. Hipp and Monte Anthony to move the ball to the Carolina 10.

Garcia then faked inside, completely fooling the Carolina defense, and tossed to Craig, who made a diving catch in the end zone with 10:51 remaining.

Following Pensick's fumble recovery with just over 5 minutes left in the game, Hipp gained 8 yards on two tries, then broke two tackles to get a first down at the Carolina 42. Two carries by Donnell gained nine yards and Garcia then hit Smith in the clear behind the North Carolina defense for the winning touchdown.

#18 MIZZOU HOLDS OFF LSU

MEMPHIS, Tenn. (UPI) Workhorse running back James Wilder ripped the LSU defense for 115 yards and one touchdown Saturday and Missouri withstood a second-half comeback to whip the Bengals 20-15 in the 20th annual AutoZone Liberty Bowl.

Wilder, a 220-pound sophomore, who was named the game's Most Valuable Player, carried the ball 28 times and teamed with quarterback Phil Bradley to dazzle the Bengals with three first-half touchdowns as Missouri raced to a 20-3 half time lead.

LSU, sparked by second team All-American tailback Charles Alexander, who gained 133 yards on 24 carries, rallied after intermission and scored a quick touchdown on Alexander's 1-yard run.

Then, the Bengals drove 72 yards in the closing minutes, with quarterback David Woodley scrambling 1-yard for a touchdown with 1:33 left in the game. Woodley's pass for a two point conversion was intercepted by Missouri linebacker Eric Berg.

The Bengals threatened two other times in the last half but Woodley's fumble on the Missouri 27 stopped one drive, and defensive end Kurt Petersen intercepted a pass by reserve quarterback Steve Ensminger on the Missouri 30 with 5:12 left in the game to halt the other threat.

Missouri, 8-4, scored on Earl Gant's 13-yard run in the first quarter and a 16-yard pass from Bradley to star tight end Kellen Winslow and Wilder's 3-yard run in the second quarter.

LSU, also 8-4, got its other points on Mike Conway's 37-yard field goal in the first period.

Missouri, ranked 18th nationally and a 7-point favorite, drove 75 yards in 13 plays after the opening kickoff, with Wilder and Bradley picking up most of the yardage. The Tigers gambled on a fourth-and-one play at the LSU 36 and reserve running back Gerry Ellis picked up the first down with a two-yard run. Gant got the touchdown, sprinting 13 yards around the right side with 8:43 left in the quarter.

LSU answered with its only threat of the first half- a 23-yard run by Alexander to the Missouri 39 highlighting the drive. The Bengals were forced to settle for Conway's field goal, however, his 15th three-pointer in 16 tries this season.

Bill Whitaker returned an LSU punt 17 yards to the LSU 48 to set up the second Missouri touchdown. Five plays after a key roughing-the-passer penalty, Bradley hit Winslow over the middle for 16 yards and a touchdown.

Missouri drove 49 yards in only five plays for its third touchdown, with Gant turning a short pass from Bradley into a 34-yard gain for the big play. Wilder raced three yards around right end for the score with 1:21 left in the half.



December 23, 1978

	<u>1</u>	<u>2</u>	<u>3</u>	<u>4</u>	<u>Final</u>
Missouri #18	7	13	0	0	20
LSU	3	0	6	6	15

Scoring Summary:

Missouri: Grant 13 run (Brockhaus kick) LSU: Conway 37 FG Missouri: Winslow 16 pass from Bradley (Brockhaus kick) Missouri: Wilder 3 run (kick failed) LSU: Alexander 1 run (kick blocked) LSU: Woodley 1 run (pass failed)

Individual Statistics

Rushing:	Passing: (Comp/Att/Yds/Int/TDs)
Missouri: Wilder 28-115	Missouri: Bradley 11-21-117-1-1
LSU: Alexander 24-133	LSU: Woodley 9-22-123-2-0


Missouri	Team Statistics	LSU
18	First Downs	22
317	Total Net Yards	364
200	Net Rushing	194
117	Net Passing	170
21-11-1	Att-Comp-Int	31-14-4
0-0	Fumbles-Lost	2-1
8-75	Penalties-Yards	6-49

Coaches:

Missouri: Warren Powers
 LSU: Charlie McClendon
MVP: James Wilder
Attendance: 53,064



Eric Wright returns an interception that snuffed a LSU drive.



December 22, 1979

	<u>1</u>	<u>2</u>	<u>3</u>	<u>4</u>	<u>Final</u>
Penn State	0	6	0	3	9
Tulane #15	0	0	0	6	6

Scoring Summary:

Penn State: Menhardt 33 FG Penn State: Menhardt 27 FG Tulane: Murray 26 FG Tulane: Murray 26 FG Penn State: Menhardt 20 FG

Individual Statistics

Rushing:	Passing: (Comp/Att/Yds/Int/TDs)
Penn State: Suhey 19-112	Penn State: Rocco 5-10-56-2-0
Tulane: Christian 6-12	Tulane: Hontas 21-39-210-0-0

Penn State	Team Statistics	Tulane
17	First Downs	10
337	Total Net Yards	202
242	Net Rushing	-8
95	Net Passing	210
11-6-2	Att-Comp-Int	39-21-0
2-2	Fumbles-Lost	1-0
1-5	Penalties-Yards	5-40

Coaches:

Penn State: Joe Paterno

Tulane: Larry Smith

MVP: Roch Hontas

Attendance: 50,021



9



6



Penn State used a halfback pass from Joe Coles to wide receiver Tom Donovan to set up the game-winning field goal with only 16-seconds left in the game.

PENN STATE BEATS TULANE ON MENHARDT FIELD GOALS

Memphis, Tenn. (AP)- Penn State's offensive philosophy usually consists of grind-it-out football but with 58 seconds left Saturday and the ball at midfield in a third and two situation, the Nittany Lions dipped into their bag of tricks.

What they pulled out was a pitchout to fourth string tailback Joel Coles, who uncorked a 39-yard pass to a wide open Tom Donovan to the 11. Three plays later, Herb Menhardt kicked a 20-yard field goal, his third of the game with 16 seconds on the clock, giving Penn State a 9-6 triumph over 15th ranked Tulane in the rain soaked AutoZone Liberty Bowl.

"Coles threw well," said Coach Joe Paterno. "We tried it once early in the game and Coles ran. He had a man open, but the end boxed him in."

"Bob Phillips (quarterback coach) called the play from the press box. He called almost all of the ballgame and did a good job. The only thing I told him after the field goal was, 'Let's go for the win.'"

Paterno was referring to the second of two 26-yard field goals by Tulane's Ed Murray in the final period, the latter tying the score with 2:40 to play.

"We had such bad field position, especially in the second half," Paterno said explaining why the conservative Nittany Lions threw only 11 passes while running 58 times. "We never had good field position in the second half after missing on fourth and one (at the Tulane 42 early in the third quarter). We had an inexperienced quarterback and we were playing good defense."

Menhardt started battle of field goals by connecting from 33 and 27 yards in the second period. The junior placekicker, who hit on 14 of 20 during the regular season, ran his string to a school record 10 in a row before missing a 50-yard attempt on the final play of the first half.

Menhardt's game winner came after Penn State drove from its 20-yard line to the Tulane 3 in nine plays. After Coles' 39-yard toss to Donovan, Curt Warner and Matt Subey picked up four apiece before Menhardt delivered his deciding kick.

Penn State ended its season with an 8-4 record while Tulane wound up 9-3 winning nine games for only the second time in 31 years.

Penn State survived three turnovers in the first six and a half minutes, including a pair of fumbles by Subey, who rushed for 112 yards on 19 carries. Freshman quarterback Frank Rocco, making his first start, was intercepted twice including a 29-yard return by Nolan Galio to the Nittany Lions 47 with 9:11 remaining.

But Penn State's defense held Tulane's high powered attack to just two first downs and 63 yards in the first half.

The Nittany Lions then withstood a late passing barrage by Roch Hontas, who finished with 21 completions in 39 attempts for 210 yards and was named the game's outstanding player. However, Hontas was sacked five times, four by end Larry Kubin, resulting in a minus 8 yards rushing for the green wave.

Subey fumbled a punt at his own 38-yard line in the soggy rain less than two minutes in the game, and he lost another fumble at the Tulane 16 less than two and a half minutes later. But Penn State's second all time leading rusher reeled off runs of 30 and 26 yards to set up Menhardt's second period field goals.

Hontas triggered Tulane's comeback from a 6-0 deficit late in the third quarter. He completed seven consecutive passes for 65 yards to set up Murray's field goal and hit on four passes for 65 more yards before the game tying three-pointer.

The Lion's game winning drive included an eight yard run by Warner and a 10 yarder by Booker Moore before Penn State's Coles to Donovan trick pass which proved decisive.

HERRMANN GOES CRAZY IN WIN

MEMPHIS, Tenn. (AP)- "I had a good time back there," Mark Herrmann said Saturday.

That was a typical understatement from Purdue's soft-spoken All-American quarterback and major college football's all-time passing king, who wound up his career by completing 22 of 28 for 280 yards and four touchdowns in the Boilermakers' 28-25 victory over Missouri in the 22nd annual AutoZone Liberty Bowl.

Herrmann threw scoring passes of 8 and 27 yards to Bart Burrell, his high school teammate from Carmel, Ind., who broke one AutoZone Liberty Bowl receiving record and tied two others by catching eight of Herrmann's tosses for 113 yards.

Warren Powers, whose Missouri team had not yielded more than 267 passing yards in a game this season, agreed with Young.

"Herrmann played like we thought he was going to play," Powers said. "If you don't put pressure on him, he's going to do what he did. He just does a good job of passing and their line gives him a lot of protection. If you blitz, he'll pick you apart."

Herrmann's first touchdown pass to Burrell opened the scoring at 11:29 of the first period and the 27-yarder gave the Boilermakers a 26-12 lead with five minutes left in the third quarter. It also enabled them to withstand a Missouri rally that produced a 45-yard field goal by Ron Verrilli, a safety, and Terry Hill's 1-yard touchdown plunge in the final 10 minutes.

The 6-foot-4 sharpshooter also threw second-period touchdown passes of 43 yards to Steve Bryant and 5 yards to All-American tight-end Dave Young, the nations' leading receiver during the regular season.

Despite his aerial fireworks, which smashed the AutoZone Liberty Bowl mark of 218 yards, Herrmann fell 54 yards shy in his attempt to become major college football's first 10,000 yard passer. Including three bowl games, he wound up with 9,946 yards.

Herrmann, who completed 13 of 17 passes for 180 yards in the first half, paced the Boilermakers to a 14-0 lead early in the second quarter before Missouri got on the board when George Shorthose and Ron Fellows combined on a 92-yard kickoff return.

Missouri's James Wilder scored on a 1-yard run at 8:44 of the second period, but the Tigers trailed 14-12 because Verrilli missed the conversion try after their first touchdown and Phil Bradley's two-point pass attempt after Wilder's touchdown was intercepted.

A record AutoZone Liberty Bowl crowd of 53,667, plus a national television audience, viewed the contest. Both teams had finished their regular-season with 8-3 marks.

After Purdue was stopped at the Missouri 4-yard line on its second possession, Herrmann took the Boilermakers 56 yards in eight plays for their first score.


The second touchdown drive covered 76 yards in five plays, with Herrmann lofting a 43-yard bomb to Bryant, Purdue's fastest footballer since Olympic sprinter Larry Burton.

Missouri then brought its supporters to their feet when Shorthose took the ensuing kickoff on his 8-yard line and handed off to Fellows on a reverse. Fellows sped down the left sideline, cut back inside at the Purdue 25 and completed a return that was 1-yard short of the AutoZone Liberty Bowl record.

Bradley, the all-time Big Eight total offensive leader, completed passes of 26 yards to Andy Gibler and 10 yards to Fellows en-route to Missouri's second touchdown. Bradley finished with 16 completions in 29 attempts for 210 yards.

However, Herrmann gave Purdue some breathing room on his 5-yard toss to Young with 2:03 left in the second quarter for a 21-12 halftime lead. The drive covered 74 yards in 10 plays with Herrmann completing five of six passes for 58 yards.

Missouri's comeback included Verrilli's field goal, a deliberate safety when Herrmann knelt in the end zone to give the Boilermakers a free kick from the 20, Hill's 1-yard run and Bradley's two-point conversion pass from Tim Hornof.



December 27, 1980

	<u>1</u>	<u>2</u>	<u>3</u>	<u>4</u>	<u>Final</u>
Purdue #17	7	14	7	0	28
Missouri	0	12	3	10	25

Scoring Summary:

Purdue: Burrell 8 pass from Herrmann (Anderson kick) Purdue: Bryant 43 pass from Herrmann (Anderson kick) Missouri: Fellows 92 kickoff return (kick failed) Missouri: Wilder 1 run (pass failed) Purdue: Young 5 pass from Herrmann (Anderson kick) Purdue: Burrell 27 pass from Herrmann (Anderson kick) Missouri: Verrilli 45 FG Missouri: Safety, Herrmann sacked Missouri: Hill 1 run (Hornof pass from Bradley)

Individual Statistics

Rushing:	Passing: (Comp/Att/Yds/Int/TDs)
Purdue: McCall 17-85	Purdue: Herrmann 22-28-289-0-4
Missouri: Hill 9-54	Missouri: Bradley 16-29-210-1-0

Purdue	Team Statistics	Missouri
18	First Downs	17
413	Total Net Yards	313
124	Net Rushing	103
289	Net Passing	210
28-22-0	Att-Comp-Int	29-16-1
1-1	Fumbles-Lost	2-1
5-31	Penalties-Yards	1-5

Coaches:

Purdue: Jim Young
 Missouri: Warren Powers
MVP: Mark Herrmann
Attendance: 53,667



28



25



Mark Herrmann led Purdue to victory with a record setting performance to end his college career – 284 yards and four TD'S.



December 30, 1981

	<u>1</u>	<u>2</u>	<u>3</u>	<u>4</u>	<u>Final</u>
Ohio State #15	10	7	7	7	31
Navy	7	6	7	8	28

Scoring Summary:

OSU: Atha 35 FG OSU: Williams 50 pass from Schlichter (Atha kick) Navy: Papajohn 1 pass from Pagnanelli (Fehr kick) Navy: Fehr 23 FG OSU: J. Gayle 1 run (Atha kick) Navy: Fehr 23 FG Navy: Olson 20 block kick return (Fehr kick) OSU: J. Gayle 2 run (Atha kick) Navy: Anderson 9 pass from Pagnanelli (Papajohn pass from Pagnanelli)

Individual Statistics

Rushing:
Ohio State: Spencer 22-96
Navy: Myers 30-117

Ohio State	Team Statistics	Navy
19	First Downs	19
332	Total Net Yards	215
173	Net Rushing	75
159	Net Passing	240
26-11-1	Att-Comp-Int	29-15-1
2-1	Fumbles-Lost	3-2
9-76	Penalties-Yards	2-20

Coaches:


Ohio State: Earl Bruce
Navy: George Welch
MVP: Eddie Meyers
Attendance: 43,216



31



28



Navy kicker Steve Fehr tackled by Ohio State's Cedric Anderson as he chases the ball.

BUCKEYES HOLD OFF MIDDIES

Memphis, Tenn. (AP)- Jimmy Gayle, Ohio State's No. 2 tailback, has a bone to pick with the odds makers for the Auto-Zone Liberty Bowl.

The Big Ten football co-champions, favored by 14 points, narrowly staved off a Navy rally to win the postseason classic 31-28 Wednesday night.

"Actually," said Gayle, "we were the underdogs because of everything that was written about the game. That helped Navy."

Gayle's touchdown runs of one and two yards earned him the honor as Ohio State's top offensive player in the game. His last score put the Buckeyes to stay ahead 24-20 late in the third quarter.

The Buckeyes, 9-3, shattered a four-game bowl losing streak without much help from their principal weapon, Art Schlichter.

Starting his 48th straight college game, the Buckeyes' senior quarterback managed only 11 completions in 26 tries for 159 yards, although he did throw touchdown passes of 50 and 9 yards to Gary Williams and Cedric Anderson, respectively.

Schlichter was in tears afterward, saying: "I was a little off to-night. I have played good and we lost. I was poor and now we win.

In fact, Navy sophomore quarterback Marco Pagnanelli outdueled his more heralded opponent. Pagnanelli, despite suffering a head injury, hit 14 of 27 passes for 201 yards and two touchdowns, each for one-yard to tight end Greg Papajohn.

The last came with eight seconds left. The same combination clicked for two extra points, but the rally died when Ohio State recovered the on-side kickoff.

George Welch, Navy's winningest coach ever who is heading for the University of Virginia next week, said: "I'm a little disappointed we couldn't do it. I wanted the upset. I don't think there's such thing as a moral victory."

Tailback Eddie Meyers, the game's Most Valuable Player with 117 yards rushing, conceded Navy's underdog status aroused the Midshipmen.

"I think that we proved to everyone that although you're an underdog on paper, paper does not measure the will, the power, the strength of a man's heart, his ability to come back, his desire to win," Meyers said.

Navy, winding up 7-4-1 after its third bowl appearance in four seasons, was its own worst enemy. Four major Midshipmen errors led to three touchdowns and one field goal for Ohio State, which built 10-0 and 31-20 leads.

The Midshipmen's staying power did not surprise Earle Bruce, Ohio State's coach.

"They came back strong," Bruce said. "That's what you expect of Navy. It's great to get a bowl win, especially when the other team keeps coming at you the way Navy did."

Bob Atha kicked a 35-yard field goal to start Ohio State's scoring.

Linebacker Kenneth Olson ran back a blocked punt 20 yards for Navy's other touchdown, while Steve Fehr added field goals of 41 and 23 yards for the Midshipmen.

BEAR ENDS WITH A WIN

MEMPHIS, Tenn. (UPI)- Paul "Bear" Bryant can look back today on a college coaching career that stretched from a 1945 start at Maryland to a victorious 1982 conclusion with Alabama in the 24th annual AutoZone Liberty Bowl.

In his last game as the Crimson Tide coach, Bryant chalked up a 21-15 victory over Illinois and was carried off the field on the shoulders of his fired-up players.

The win, before a full-house crowd of 54,123, pushed Bryant's coaching record to 323-85-17, the most coaching victories in college football history.

The victory evened Alabama's Liberty Bowl record at 2-2. It was Bryant's 15th post-season victory against 12 losses and two ties, including a 7-0 loss to Penn State in the first AutoZone Liberty Bowl in 1959.

"We won in spite of me," Bryant said. "I did not have any time with the players. I made very few decisions tonight."

The 69-year old coaching legend, who swapped his famous houndstooth hat for an Alabama baseball cap before the game started, said he had no regrets about retirement. He announced his plans to hang up his whistle earlier this month, saying his players deserved better coaching.

He told his players that win or lose, the game would be something "they would remember for as long as they live."

Bryant said he staved off thoughts about ending his career until the final quarter of play, when Illinois launched a last-ditch effort to snatch a victory away from the Tide.

Bryant's team, however, didn't let him down.

"I was going to do all I could for him," said ace defensive back Jeremiah Castille, who was honored as the Player of the Game for his three-interception performance.

"I really didn't realize what was at stake until today," said Walter Lewis, who quarterbacked the Alabama Wishbone to three touchdowns.

"I realized it wouldn't be coach Bryant losing, it would be all of us," said Lewis, who hit seven of 13 passes for 130 yards and threw two interceptions. "Everyone gave a maximum effort to win."

Fullback Ricky Moore put the Crimson Tide into the lead with a first-quarter touchdown on a 4-yard run.

Illinois came back in the closing minutes of the first half with a 1-yard scoring dive by Joe Curtis. Mike Bass missed the extra point kick and Alabama went into the locker room with a 1-point advantage.

The fighting Illini's Tony Eason, who was only the second quarterback in NCAA history to record back-to-back 3,000-yard passing seasons, threw four interceptions in the first half and the Illini lost one fumble.

Eason set a new AutoZone Liberty Bowl record with his 35-55-4 passing performance, which gave him a 423-yard final tally.


"We were very emotional at first, but it tapered off in the second half," Lewis said. "Everything came back to us in the third and fourth quarter."

Wide receiver Jesse Bendross bumped Alabama's lead to 14-6 by romping around the left end on a reverse from 8 yards out.

Illinois came back to make it 14-12 in the final period with a 2-yard touchdown pass from Eason to Oliver Williams. Castille knocked down another Eason-to-Williams aerial to deny the Illini a two-point conversion.

Alabama fullback Craig Turner added a 1-yard touchdown plunge after a 66-yard drive in the fourth quarter to finish the Tide scoring.

Illinois coach Mike White said it was probably fate that saw to it that Bryant went out a winner. "In a way, it was fitting for us to lose," said the Illini coach. "I don't think we disappointed the fans, did we?"



December 29, 1982

	<u>1</u>	<u>2</u>	<u>3</u>	<u>4</u>	<u>Final</u>
Alabama	7	0	7	7	21
Illinois	0	6	0	9	15

Scoring Summary:

Alabama: Moore 4 run (Kim kick) Illinois: Curtis 1 run (kick failed) Alabama: Bendross 8 run (Kim kick) Illinois: Williams 2 pass from Eason (pass failed) Illinois: Bass 23 FG Alabama: Turner 1 run (Kim kick)

Individual Statistics

Rushing:	Passing: (Comp/Att/Yds/Int/TDs)
Alabama: Moore 13-65	Alabama: Lewis 7-13-130-2-0
Illinois: Curtis 7-13	Illinois: Eason 35-55-423-4-1

Alabama	Team Statistics	Illinois
19	First Downs	21
347	Total Net Yards	444
217	Net Rushing	21
130	Net Passing	423
13-7-2	Att-Comp-Int	58-35-7
4-3	Fumbles-Lost	1-1
3-14	Penalties-Yards	7-57

Coaches:

Alabama: Paul "Bear" Bryant
 Illinois: Mike White
 MVP: Jeremiah Castille
 Attendance: 54,123




21

15



Coach Bryant and game MVP Jeremiah Castille (far right) receive the AutoZone Liberty Bowl trophy. The victory was Bryant's last in his long career as the Crimson Tide head coach



December 29, 1983

	<u>1</u>	<u>2</u>	<u>3</u>	<u>4</u>	<u>Final</u>
Notre Dame	7	12	0	0	19
Boston Coll. #13	6	6	6	0	18

Scoring Summary:

BC: Brennan 17 pass from Flutie (kick failed) Notre Dame: Pinkett 1 run (Johnston kick)
 Notre Dame: Miller 13 pass from Kiel (kick blocked) Notre Dame: Pinkett 3 run (kick blocked)
 BC: Phelan 28 pass from Flutie (pass failed) BC: Gieselman 3 pass from Flutie (pass failed)

Individual Statistics

Rushing:	Passing: (Comp/Att/Yds/Int/TDs)
Notre Dame: Pinkett 28-111	Notre Dame: Kiel 11-19-151-1
Boston College: Stradford 16-51	Boston College: Flutie 16-37-287-3

Notre Dame	Team Statistics	Boston College
19	First Downs	15
376	Total Net Yards	380
225	Net Rushing	93
151	Net Passing	287
19-11-1	Att-Comp-Int	38-16-2
3-1	Fumbles-Lost	1-0
5-47	Penalties-Yards	7-55

Coaches:

Notre Dame: Gerry Faust
 Boston College: Jack Bicknell
 MVP: Doug Flutie
 Attendance: 47,071



19



18



Boston College's failed two-point conversion attempt in the 3rd quarter proved to be the difference in their narrow loss to the Fighting Irish of Notre Dame in the AutoZone Liberty Bowl

NOTRE DAME REDEEMS ITSELF

MEMPHIS, Tenn. (AP)- A 19-18 victory over Boston College in Thursday night's AutoZone Liberty Bowl game was redemption of sorts for Notre Dame, but the fighting Irish say the win is a great way to begin the 1984 season.

"I've said all along that we had a good football team," said Coach Gerry Faust as he was lowered to the frozen turf at AutoZone Liberty Bowl Memorial Stadium following his post-game victory ride on the shoulders of several huge linemen. "Tonight we proved it."

The Fighting Irish had been something of a disappointment to their fans this year, finishing a mediocre 6-5 in the regular season. In fact, Notre Dame officials had attempted to back out of their informal commitment to play in the 25th anniversary of AutoZone Liberty Bowl after a season-ending loss to Air-Force.

"What a way to go out," hollered one young player as he entered the jubilant Notre Dame dressing room after the game. "We showed them we're a good team. Now let's get ready for 1984."

Indeed, 1984 was already on Faust's mind as he stood on a box in a boiler room adjacent to the dressing room to talk with reporters.

"It makes recruiting a little better," Faust said. "We're a close football team. I think we're going to surprise some people in 1984."

"I'm happy we were able to accomplish what I thought all along we could accomplish," added senior quarterback Blair Kiel. "We played well and it was a good way to end it."

Kiel completed 11 of 19 passes for 151 yards and one touchdown Thursday night.

The Irish answered Boston College's game-opening scoring drive with a touchdown on their own first possession, driving 87 yards before sophomore All-American Allen Pinkett was voted Notre Dame's most valuable player.

The Eagles, who were 9-2 in regular season play, were never ahead after their own game-opening scoring drive.

Doug Flutie, the 5-foot-9 176-pound Eagle quarterback, needed only seven plays after the opening kickoff to put six points on the board. He connected on passes of 17 and 29 yards to move the ball to the Irish 13. Three plays later, he found Brian Brennan in the end zone to make it 6-0.

Boston College kicker Brian Waldron slipped on the extra-point try however, and that was the difference.

Notre Dame went ahead 19-6 in the second period, on a pass from Kiel to flanker Alvin Miller, and Pinkett added his second touchdown of the night on a three-yard run.

Pinkett finished the evening with 111 yards on 28 carries while teammate Chris Smith added 104 yards.

Boston College narrowed the score to 19-12 at the half after Flutie, who completed 16 of 37 passed for 287 yards and the game's most valuable player trophy, hit flanker Gerard Phelan with a 28-yard aerial.

A two-point conversion try failed, as did another two-point try following the Eagles' final touchdown in the third period.

AUBURN DEFENSE THE DIFFERENCE

MEMPHIS, Tenn. (AP)- All-American running back Bo Jackson scored two touchdowns, but it was the Auburn defense that allowed the Tigers to escape from the 26th Annual AutoZone Liberty Bowl football game with a 21-15 victory over Arkansas Thursday night.

Auburn picked off four Razorback passes, turning one into a quick touchdown and choking off Arkansas drives to give the Auburn partisans among the 50,180 fans something to cheer about.

Jackson, the speedy junior who is touted as a Heisman trophy candidate next year, scored on a 2-yard run in the first quarter and a 39-yard run in the fourth quarter.

His second touchdown proved to be the margin of victory after Arkansas capitalized on an Auburn mistake to draw within striking distance early in the fourth quarter.

The Razorbacks, 7-4-1, scored first on a 31-yard field goal by Greg Horne on their first possession.

But the Tigers came back with an 11-play, 80-yard drive capped by Jackson's first touchdown to make it 6-3.

Before the first period was over, the Tiger defense scored a touchdown of its own when freshman Kevin Porter intercepted a pass from Razorback quarterback Brad Taylor intended for split end James Shibest and returned it 35 yards.

That gave the Tigers a 14-3 lead after a two-point conversion, and that's the way it remained until early in the final period.

The Razorback defense provided some heroics of their own to keep the game close as the bigger, stronger Tigers threatened repeatedly.

Arkansas closed to within 14-9 with 13:25 left to play when the Razorbacks recovered a fumble by Auburn running back Brent Fullwood in the end zone.

Arkansas failed on a fourth-and-1 from the Auburn 45 and five plays later Jackson broke loose for his second touchdown that made it 21-9.

The Razorbacks didn't give up, however. With approximately three minutes left, Taylor threw a 25-yard touchdown pass to Shibest on fourth down to make it 21-15.


Arkansas had one final chance, taking possession on its own 14 with 39 seconds left, but time expired when Joe Edmonds caught a Taylor pass and was tackled at the Auburn 42.

Jackson, who was voted the most valuable player in the game, said he was surprised by Arkansas' speed.

"Everybody knew coming in the game that Arkansas wasn't that big, but they play a lot like Michigan did," Jackson said. "They are quick and get around the football."

Tiger coach Pat Dye said the game went as he expected.'

"They did exactly what we thought they'd do and they did it well," Dye said.



December 27, 1984

	<u>1</u>	<u>2</u>	<u>3</u>	<u>4</u>	<u>Final</u>
Auburn #16	14	0	0	7	21
Arkansas	3	0	0	12	15

Scoring Summary:

Arkansas: Horne 31 FG Auburn: Jackson 2 run (kick failed) Auburn: Porter 35 INT return (Washington kick) Arkansas: Foreman 2 run (pass failed) Auburn: Jackson 39 run (Knapp kick) Arkansas: Shibest 25 pass from Taylor (kick blocked)

Individual Statistics

Rushing:	Passing: (Comp/Att/Yds/Int/TDs)
Auburn: Jackson 18-90	Auburn: Washington 5-12-84-0-0
Arkansas: Foreman 15-62	Arkansas: Taylor 18-34-201-2-1

Auburn	Team Statistics	Arkansas
13	First Downs	20
252	Total Net Yards	356
168	Net Rushing	130
84	Net Passing	226
15-5-0	Att-Comp-Int	40-19-4
1-1	Fumbles-Lost	0-0
8-56	Penalties-Yards	8-60

Coaches:

Auburn: Pat Dye
 Arkansas: Ken Hatfield
 MVP: Bo Jackson
 Attendance: 50,180




21



15



Bowl MVP and future Heisman Trophy winner Bo Jackson breaks a 39-yard touchdown run during Auburn's win against Arkansas.



December 27, 1985

	<u>1</u>	<u>2</u>	<u>3</u>	<u>4</u>	<u>Final</u>
Baylor	7	3	3	8	21
LSU #12	7	0	0	0	7

Scoring Summary:

LSU: Jefferson 79 punt return (Lewis kick) Baylor: Clark 5 pass from Carlson (Lyerl kick)
 Baylor: Syler 23 FG Baylor: Syler 35 FG Baylor: Simpson 15 pass from Carlson (Clark pass from Carlson)

Individual Statistics

Rushing:	Passing: (Comp/Att/Yds/Int/TDs)
Baylor: Perry 7-45	Baylor: Carlson 9-12-161-0-2
LSU: Hilliard 20-66	LSU: Wickersham 11-24-95-1-0

Baylor	Team Statistics	LSU
26	First Downs	9
489	Total Net Yards	192
215	Net Rushing	91
274	Net Passing	101
30-18-0	Att-Comp-Int	27-13
0-0	Fumbles-Lost	2-1
6-40	Penalties-Yards	5-41

Coaches:

Baylor: Grant Teaff
 LSU: Bill Arnsparger
MVP: Cody Carlson
Attendance: 40,186



21



7

BEARS ROLL OVER LSU, 21-7

MEMPHIS, Tenn. - Baylor fashioned one of its finest bowl efforts ever in beating LSU 21-7 in the 27th AutoZone Liberty Bowl Football Classic.

The Bears dominated virtually every phase of the game. They gained 489 yards total offense to the Tigers' 192. Baylor led in first downs (26-9), rushing yards (215-91), passing yards (274-101), yards per snap (5.4-3.3) and time of possession (37:14-22:46).

The Baylor defense played so well the second half that LSU gained only 72 yards on 26 plays. In the third quarter the Tigers had 11 total-offense yards on nine plays.


LSU got on the board first with a 79-yard Norman Jefferson punt return with 5:17 remaining in the first quarter and that turned out to be the Tigers only fireworks of the cool, clear evening.

The Bears took the ensuing kickoff and marched 80 yards in seven plays to knot the score at seven. On a third and goal from the five, quarterback Cody Carlson hit a diving Matt Clark in the corner of the end zone. Terry Syler added the extra point.

Syler made it 10-7 with his 23-yard field goal with 5:36 left in the first half and upped the score to 13-7 with a 35-yarder early in the third quarter.

Baylor's final tally came when Carlson connected with John Simpson on a 15-yard scoring strike with 10:42 left to play. The junior quarterback, who was named the game's Most Valuable Player, then hit Clark for a two-point conversion, making the final score, 21-7.

LSU quarterback Jeff Wickersham finished the night with 11 completions in 24 passing attempts for 95 yards. He was intercepted once. The Tigers' Dalton Hilliard had 66 yards on 22 carries. Jefferson's 79-yard punt return for the Tigers' lone score set an AutoZone Liberty Bowl record that still stands.



Baylor QB Cody Carlson took home MVP honors after passing for 161 yards and 2 TDs in a upset win over LSU.

VOLS AIR OUT MINNESOTA, 21-14

MEMPHIS – Jeff Francis threw three touchdown passes, two to Joey Clinkscales, to send Tennessee to a 21-14 triumph over Minnesota Monday night in the 28th annual AutoZone Liberty Bowl.

Francis, a sophomore, hit Clinkscales on an 18-yarder in the first quarter and on a 16-yarder in the fourth quarter to break a 14-14 tie and ensure the Volunteer victory. Francis also fired a 23-yard scoring pass to fullback William Howard.

The victory gave Tennessee a 7-5 record for the year and left the Gophers at 6-6.

Minnesota, down at one point 14-0, tied the score in the fourth quarter. The Gophers' only touchdown was by quarterback Rickey Foggie on an 11-yard run in the third period.

The Gophers' only other scores came on field goals of 27 yards in the second period and 25 yards in the fourth period by Chip Lohmiller.

Minnesota, down at the half 14-3, scored on its first possession of the second half when Foggie guided the Gophers 88 yards in 10 plays. Following the touchdown, runner Darrell Thompson ran in for a two-point conversion to make it 14-11.

Foggie also contributed a 27-yard run in the drive and was tackled at the 11. After the tackle, a fight erupted among players and three participants were ejected.

Minnesota tied the game with 13:23 remaining when Lohmiller connected on his second field goal.

But on the next possession, Tennessee roared back on a 5-play, 66-yard drive with Francis connecting with Clinkscales for the final 16. Carlos Reveiz connected on his third extra point attempt to make it 21-14 with 11:21 to go.

Francis, who was named the game's most valuable player, completed 22 of 31 passes for 243 yards. Clinkscales wound up with seven catches for 72 yards and Tennessee's other wide receiver, Anthony Miller, finished with six catches for 72 yards.

Francis' three touchdown passes was a Tennessee record for bowl games.

For Minnesota, Foggie completed 10 of 25 passes for 136 yards and Thompson rushed for 136 yards on 25 carries.



December 29, 1986

	<u>1</u>	<u>2</u>	<u>3</u>	<u>4</u>	<u>Final</u>
Tennessee	7	7	0	7	21
Minnesota	0	3	8	3	14

Scoring Summary:

Tenn: Clinkscales 18 pass from Francis (Reveiz kick) Tenn: Howard 23 pass from Francis (Reveiz kick) Minn: Lohmiller 27 FG Minn: Foggie 11 run (Thompson run) Minn: Lohmiller 25 FG Tenn: Clinkscales 15 pass from Francis (Reveiz kick)

Individual Statistics

Rushing:	Passing: (Comp/Att/Yds/Int/TDs)
Tennessee: Howard 16-63	Tennessee: Francis 22-31-243-0-3
Minnesota: Thompson 25-136	Minnesota: Foggie 10-25-136-0-0

Tennessee	Team Statistics	Minnesota
17	First Downs	20
324	Total Net Yards	386
81	Net Rushing	238
243	Net Passing	136
31-22-0	Att-Comp-Int	25-10-0
4-1	Fumbles-Lost	2-2
5-49	Penalties-Yards	5-30

Coaches:


Tennessee: Johnny Majors
 Minnesota: John Gutekunst
MVP: Jeff Francis
Attendance: 51,327




21



14



MVP Jeff Francis led the Vols past the Golden Gophers by passing for 243 yards and 3 TDs.



December 29, 1987

	<u>1</u>	<u>2</u>	<u>3</u>	<u>4</u>	<u>Final</u>
Georgia #15	0	7	0	13	20
Arkansas	3	7	7	0	17

Scoring Summary:

Arkansas: Trainor 43 FG Georgia: Tate 1 run (Kasay kick) Arkansas: Thomas 10 run (Trainor kick) Arkansas: Thomas 1 run (Trainor kick) Georgia: Jackson 5 run (Kasay kick) Georgia: Kasay 39 FG

Individual Statistics

Rushing:	Passing: (Comp/Att/Yds/Int/TDs)
Arkansas: Thomas 13-79	Arkansas: Thomas 7-17-86-2-0
Georgia: Jackson 10-72	Georgia: Jackson 15-25-148-2-0

Georgia	Team Statistics	Arkansas
20	First Downs	19
344	Total Net Yards	341
196	Net Rushing	255
148	Net Passing	86
25-15-2	Att-Comp-Int	17-7-2
0-0	Fumbles-Lost	2-1
5-50	Penalties-Yards	4-45

Coaches:

Georgia: Vince Dooley
Arkansas: Ken Hatfield
MVP: Greg Thomas
Attendance: 53,249



20



17



The Bulldogs defense had a difficult time slowing down MVP Greg Thomas, who had 165 yards of total offense for the Razorbacks.

LAST-SECOND FIELD GOAL LIFTS GEORGIA TO WIN

MEMPHIS, Tenn. (AP)- It was the moment Georgia place-kicker John Kasay had waited for and the freshman refused to pass it by as he drilled a 39-yard field goal as time expired Tuesday night, lifting the No. 15 Bulldogs to a 20-17 AutoZone Liberty Bowl victory over Arkansas.

"You prepare for something like this in your mind for hours and hours," said Kasay, who had missed from 47 and 48 yards and connected on a 24-yard kick earlier in the game.

Kasay took over the AutoZone Liberty Bowl kicking duties for the Bulldogs after Coach Vince Dooley had suspended junior Steve Crumley for breaking team rules.

Prior to Tuesday night, Kasay had hit one of two 3-point attempts during his brief career. Still, he knew he was on target when it counted

"I knew it was good when I hit it. I could just feel it. It's a feeling a kicker gets when he hits it good," Kasay said.

Dooley said the last-second victory was not only a confidence builder for Kasay, but also for the entire Bulldog team. "We've lost a lot of games in the last second recently, so it's good to win one that way," Dooley said. "I'm very proud of John for coming back and kicking the winning field goal after missing earlier. He really came through for us at the end."

The game appeared headed for a 17-17 ending when Arkansas kicker Kendall Trainor missed a 35-yard attempt with 1:42 left in the game.

But Bulldog cornerback Carver Russaw intercepted a pass by the Razorbacks' Greg Thomas at the Arkansas 43 with 56 seconds left to setup the dramatic finish.

Arkansas Coach Ken Hatfield said he hoped his Razorbacks would learn from the loss.

"At times this year we found a way to lose," Hatfield said. "We have to do a better job next year."

"Their (Georgia's) kicker made a great kick. Georgia made the plays when they had to. Give them credit," Hatfield said.

The Bulldog's, 9-3, used three plays and 51 seconds in moving to the Arkansas 22 to put Kasay in position. After an Arkansas timeout, the left-footed Kasay split the uprights to make up for the earlier misses from 49 and 47 yards.

Kasay's winning kick came 1:37 after Arkansas missed an opportunity for its third straight bowl victory over the Bulldogs. Trainor missed the 35-yard field goal attempt after Arkansas, 9-4, had driven from its 12-yard line to the Georgia 11.

Georgia, trailing 17-7 after three periods, got a 24-yard field goal from Kasay on the first play of the fourth quarter and tied it 17-17 with 10:23 left on a 5-yard run by James Jackson.

Arkansas, which beat Georgia 16-2 in the 1969 Sugar Bowl and 31-10 in the 1976 Cotton Bowl, dominated for three quarters under the direction of Thomas, who scored two touchdowns and was named the game's most valuable player.

Thomas led the Razorbacks 68 yards in the final minutes of the first half to push Arkansas into a 10-7 lead. Thomas scrambled 25 yards to the Georgia 17, and, three plays later, scored from the 10 with 31 seconds left.

INDIANA ROARS

MEMPHIS, Tenn. (AP)- Indiana sounded a warning blast for the future Big Ten foes with its 34-10 whipping of South Carolina in the AutoZone Liberty Bowl.

As expected, the Hoosiers got another exceptional rushing performance from junior tailback Anthony Thompson on Wednesday night.

Thompson ran for 140 yards on 26 carries and scored twice, but it was the passing of quarterback Dave Schnell that felled the Gamecocks.

"Schnell had a good game once he got in the groove and got warmed up," Indiana coach Bill Mallory said.

Schnell, a senior with one year of eligibility remaining, riddled the South Carolina defense for 378 yards and two touchdowns as he completed 16 of 31 passes.

"I never, never thought I was going to have a game like this," Schnell said after being named the game's MVP.

Schnell then began to take charge, hitting Cal Miller with a 10-yard scoring pass with 5:54 remaining in the first half.

Indiana later added a 28-yard field goal by Pete Stoyanovich to lead 17-0 at the half.

South Carolina, which rushed for just 23 yards, had its glimmer of hope early in the third quarter when Mike Tolbert picked up a blocked punt at the Indiana 34 and scored the Gamecock's only touchdown.

The Hoosiers answered with a 19-yard field goal by Stoyanovich for a 20-7 edge.

Schnell opened the final quarter with an AutoZone Liberty Bowl record 88-yard scoring strike to Rob Turner.

"I thought we would be able to throw the deep ball and do about anything we wanted if the offensive line picked up South Carolina's blitz and they did," Schnell said.

Thompson completed the scoring with an 8-yard touchdown run. The touchdown was Thompson's 26th of the year and tied a Big Ten record set by Ohio State's Pete Johnson in 1975.

"Our kids had their jaws locked and they went after them (South Carolina)," Mallory said. "I think we did a good job of keeping them well contained."


In addition to their stingy defense, the Hoosiers intercepted Gamecock quarterback Todd Ellis three times and recovered one Gamecock fumble.

"We faltered a few times offensively, but we made a lot of good plays, big plays," Mallory said.

South Carolina coach Joe Morrison said the Hoosiers had too many weapons for his Gamecocks to handle.

"At times we were able to contain Thompson, but Schnell had a great night," Morrison said.

"They really hurt us with the long pass and their gains on first down.



December 28, 1988

	<u>1</u>	<u>2</u>	<u>3</u>	<u>4</u>	<u>Final</u>
Indiana	7	10	3	14	34
South Carolina	0	0	10	0	10

Scoring Summary:

Indiana: Thompson 7 run (Stoyanovich kick) Indiana: Miller 10 pass from Schnell (Stoyanovich kick) Indiana: Stoyanovich 28 FG SC: Tolbert 34 block punt return (Mackie kick) Indiana: Stoyanovich 19 FG SC: Mackie 43 FG Indiana: Turner 88 pass from Schnell (Stoyanovich kick) Indiana: Thompson 8 run (Stoyanovich kick)

Individual Statistics

Rushing:	Passing: (Comp/Att/Yds/Int/TDs)
Indiana: Thompson 26-140	Indiana: Schnell 16-31-378-1-2
South Carolina: Green 11-41	South Carolina: Ellis 15-37-130-3-0

Indiana	Team Statistics	South Carolina
23	First Downs	12
575	Total Net Yards	153
185	Net Rushing	23
390	Net Passing	130
32-17-1	Att-Comp-Int	37-15-3
1-0	Fumbles-Lost	1-1
6-40	Penalties-Yards	2-15

Coaches:

Indiana: Bill Mallory
 South Carolina: Joe Morrison
 MVP: Dave Schnell
 Attendance: 39,210




34



10



MVP Dave Schnell passed for 376 yards and 3 TDs, including a 88-TD pass to Rob Turner, as Indiana stifled South Carolina.



December 28, 1989

	<u>1</u>	<u>2</u>	<u>3</u>	<u>4</u>	<u>Final</u>
Ole Miss	14	14	7	7	42
Air Force	9	0	6	14	29

Scoring Summary:

Ole Miss: Hines 23 pass from Darnell (Hogue kick) Air Force: Woods 37 FG Ole Miss: Baldwin 23 run (Hogue kick) Air Force: Dows 2 run (pass failed) Ole Miss: Baldwin 21 run (Hogue kick) Ole Miss: Coleman 58 punt return (Hogue kick) Air Force: Johnson 3 run (run failed) Ole Miss: Coleman 11 run (Hogue kick) Ole Miss: Thigpen 8 pass from Shows (Hogue kick) Air Force: Senn 35 pass from McDowell (pass failed) Air Force: Senn 21 pass from McDowell (Durham run)

Individual Statistics

Rushing:	Passing: (Comp/Att/Yds/Int/TDs)
Ole Miss: Baldwin 14-177	Ole Miss: Darnell 19-33-261-0-1
Air Force Dowis 18-92	Air Force: McDowell 7-8-147-0-2

Ole Miss	Team Statistics	Air Force
30	First Downs	25
510	Total Net Yards	492
225	Net Rushing	259
285	Net Passing	233
37-21-0	Att-Comp-Int	24-14-2
2-2	Fumbles-Lost	3-2
7-45	Penalties-Yards	2-12

Coaches:

Ole Miss: Billy Brewer
 Air Force: Fisher DeBerry
MVP: Randy Baldwin
Attendance: 60,128



42



29



Ole Miss' Randy Baldwin ran for 177 yards and 2 TDs on his way to being named the AutoZone Liberty Bowl's MVP.

OLE MISS WINS, 42-29

MEMPHIS, Tenn. (AP)- Mississippi gave Air Force a lesson in basic strategy in winning the AutoZone Liberty Bowl- strike quickly through the air, then pound the opponent with the ground troops.

Senior quarterback John Darnell softened up the Falcons with an aerial barrage that produced 261 yards and one Rebel touchdown. Then he handed the ball to fleet-footed Randy Baldwin and Pat Coleman.

"I just followed the linemen who did an excellent job," said Baldwin, who established a Rebel bowl rushing record with 177 yards on 14 carries.

Baldwin, voted most valuable player in the Rebels' 42-29 victory over Air Force Thursday night, scored on runs of 23 and 21 yards.

With Darnell and Baldwin drawing the bulk of Air Force's defensive attention, Coleman delivered the knockout punches- a 58-yard punt return for a touchdown in the second quarter and an 11-yard scoring run on an end-around play.

Darnell, who paced Mississippi to a 28-9 halftime lead, said he knew the Rebels had to put as many points on the scoreboard as possible.

"We knew we had to score a lot of points- 35 or 40. We got off to a good start offensively, but the defense also gave us a couple of big lifts," Darnell said.

Darnell led the Rebels (8-4) on scoring drives of 70 and 67 yards on their first two possessions as Mississippi built a 14-3 lead over the Falcons (8-4-1).

The Rebels sandwiched a 32-yard scoring pass from Darnell to Reid Hines and Baldwin's 23-yard touchdown run around a 37-yard field goal by Air Force's Joe Woods for a 14-3 lead with 9:18 still left in the first quarter.

Air Force quarterback Dee Dowis then marched the Falcons 66 yards, scoring on a 2-yard run to cut the deficit to 14-9.

But on the Falcons' next possession, Jeff Carter intercepted Dowis at the Air Force 43, setting up Baldwin's 21-yard touchdown run, and Ole Miss was in charge.

Coleman pushed the Rebel lead to 28-9 late in the half when he hauled in an Air Force punt at his own 42, took advantage of some excellent blocks and ran untouched to the Falcon end zone.

Air Force showed some spark at the start of the third quarter when Dowis, the NCAA career leader in career rushing for quarterbacks, bolted 61 yards to set up Greg Johnson's 3-yard scoring run.

Any hopes of an Air Force comeback were ended when Phillip Kent recovered a Chris Howard fumble at the Falcons' 20-yard line. Two plays later, Coleman took a handoff from Baldwin on a reverse and skirted to the left end for the touchdown that gave Ole Miss a 35-15 advantage with 44 seconds left in the third quarter.

The Rebels added a fourth-quarter touchdown when reserve quarterback Russ Shows hit Ed Thigpen with an 11-yard scoring pass.

Air Force backup quarterback Lance McDowell and Steve Senn hooked up on scoring passes of 35 and 22 yards late in the game to account for the final points.

FALCONS UPSET BUCKEYES

Memphis, Tenn. (AP) – Rob Perez scored twice on short runs and Carlton McDonald returned a pass interception 40 yards for a touchdown Thursday night as Air Force upset No. 24 Ohio State 23-11 in the AutoZone Liberty Bowl.

Air Force (7-5), a 17-point underdog, had built a 13-5 lead on a pair of 1-yard TD runs by Perez. Then, after Ohio State (7-4-1) got back within two points, McDonald put the game away with his second interception of the game.

Despite having a weight advantage of about 50 pounds a man along the line of scrimmage, Ohio State had trouble throughout trying to run against a quicker Air Force defense.

The Buckeyes finally found the end zone with 13:21 to play on a 29-yard run by Robert Smith. Kent Graham, replacing starter Greg Frey, moved Ohio state 69 yards in four plays for the TD. Graham's 21-yard completion to Brian Stablein produced a first down at the Air Force 36, and Smith carried on the next two plays to pull Ohio State within 13-11.


Ohio State went for a tying 2-point conversion, but Graham overthrew Bobby Olive at the rear of the end zone.

The Falcons responded with a time-consuming drive, but missed out on a possible clinching touchdown when Perez and fullback Rodney Lewis mishandled a handoff and Ohio State's Jim Peel recovered at the Buckeye 12 with 6:59 left to play.

Air Force frustrated the Ohio State passing game, chasing Frey out of the pocket repeatedly and finally forcing a punt. When Jeff Bohlman's kick went only 12 yards, Air Force had the ball at the Ohio state 36 with another opportunity to lock up the game.

This time, Joe Wood kicked a 46-yard field goal for a 16-11 Air Force lead with 2:47 to play. Forced by a Wood's kick to score a touchdown rather than move into position for a field goal, Ohio State came out passing. McDonald was lying in wait on Frey's pass to the sideline and ran untouched to the Ohio State end zone.

Ohio State dominated the opening minutes of play, converting a bad punt snap into a safety and then driving to a field goal for a 5-0 lead.



December 27, 1990

	<u>1</u>	<u>2</u>	<u>3</u>	<u>4</u>	<u>Final</u>
Air Force	0	6	7	10	23
Ohio State #24	5	0	0	6	11

Scoring Summary:

OSU: Safety, punter tackled in end zone OSU: Williams 28 FG Air Force: Perez 1 run (run failed) Air Force: Perez 1 run (Wood kick) OSU: R. Smith 29 run (pass failed) Air Force: Wood 46 FG Air Force: 40 INT return (Wood kick)

Individual Statistics

Rushing:
Air Force: Perez 26-93
Ohio State: R. Smith 13-62

Air Force	Team Statistics	Ohio State
16	First Downs	14
265	Total Net Yards	214
254	Net Rushing	80
11	Net Passing	134
3-1-1	Att-Comp-Int	31-12-3
3-2	Fumbles-Lost	1-0
6-60	Penalties-Yards	6-42

Coaches:


Air Force: Fisher DeBerry
Ohio State: John Cooper
MVP: Rob Perez
Attendance: 39,262




23



11



Ohio State's Robert Smith receives the Outstanding Offensive Player Award after the Buckeyes loss to Air Force.



December 29, 1991

	<u>1</u>	<u>2</u>	<u>3</u>	<u>4</u>	<u>Final</u>
Air Force	14	7	3	14	38
Mississippi State	0	7	0	8	15

Scoring Summary:

Air Force: Jones 1 run (Wood kick) Air Force: Perez 1 run (Wood kick) Air Force: Yates 35 fumble return (Wood kick) Miss St: Edwards 4 pass from Robinson (Gardner kick) Air Force: Wood 20 FG Air Force: Hufford 31 run (Wood kick) Miss St: Davis 7 run (Jordan pass from Robinson) Air Force: Simpson fumble recovery in end zone (Wood kick)

Individual Statistics

Rushing:	Passing: (Comp/Att/Yds/Int/TDs)
Air Force: Perez 26-114	Air Force: Perez 1-2-10-1-0
Miss State: Roberts 8-62	Miss State: Robinson 6-12-49-0-1

Air Force	Team Statistics	Mississippi State
19	First Downs	18
328	Total Net Yards	284
318	Net Rushing	163
10	Net Passing	121
2-1-1	Att-Comp-Int	24-13-1
2-0	Fumbles-Lost	3-2
4-31	Penalties-Yards	5-35

Coaches:

Air Force: Fisher DeBerry
Mississippi State: Jackie Sherrill

MVP: Rob Perez

Attendance: 61,497



38



15

AIR FORCE ROUTS MISSISSIPPI ST.

MEMPHIS, Tenn. (AP)- Rob Perez ran for 114 yards and a touchdown and strong safety Shanon Yates returned a Mississippi State fumble 35 yards for a touchdown in Air Force's 38-15 AutoZone Liberty Bowl victory Sunday night.

The Falcons (10-4) built a 14-0 first-quarter lead on 1-yard scoring runs by fullback Jason Jones and Perez, the senior quarterback who was selected the game's MVP.

Air Force, a member of the Western Athletic Conference, pushed the lead to 21-0 on Yates' heads-up play with 6:12 left in the half. Coming up to defend against the option, Yates arrived just as Mississippi State's Karl Williamson bobbled a pitch from quarterback Sleepy Robinson.

Yates grabbed the ball out of the air and raced uncontested to the end zone.

The victory before a record crowd of 61,497 was the second in a row for Air Force, the host team of the game the last three years. The Falcons beat Ohio State 23-11 in last year's game after falling 42-29 to Mississippi in 1989.

The loss by Mississippi State (7-5) of the Southeastern Conference ended first-year coach Jackie Sherrill's rebuilding job on a sour note.

The Bulldogs had only one winning season (6-5 in 1986) in the past decade before this season. The AutoZone Liberty Bowl was the school's first postseason appearance since defeating Kansas 10-0 in the 1981 Hall of Fame Bowl.

Mississippi State kept the game within reach by driving 76 yards for a touchdown after Yates' fumble return.

The Bulldogs pulled within 21-7 with 35 seconds left in the half when Robinson hit Trenell Edwards with a 4-yard touchdown pass.

The Falcons got only a 20-yard field goal from Joe Wood in the third quarter but still dominated the period, controlling the ball for 13 minutes, 12 seconds.

Wood's field goal capped a 17-play drive that covered 67 yards and consumed 9:03.

The Falcons put the game away on the second play of the fourth quarter when Perez rolled left, drawing the Bulldog defense with him, and then handed off to wide receiver Scott Hufford on a reverse.

Hufford wasn't challenged as he skirted past the right end on a 31-yard touchdown run.

After Jones' scoring run got Air Force on the board, Wood recovered Tony James' fumble on the kickoff. Six plays later, Perez sneaked a yard for a 14-0 lead.

The Bulldogs pulled within 31-15 with 7:23 to play on a 7-yard burst up the middle by Michael Davis and Todd Jordan's two-point pass to Robinson.

The Air Force defense got those points back 78 seconds later when Chris James knocked the ball loose from Jordan and Virgil Simpson recovered in the end zone.



After earning the MVP in the 1990 Bowl, Air Force QB Rob Perez did it again in 1991, becoming the first and only player to be awarded the prestigious MVP award twice.

Ole Miss Halts Air Force In Thriller

MEMPHIS, Tenn. - It was almost an eerie feeling looking up at the Liberty Bowl Stadium clock when Ole Miss defensive back Tony Collier ended a 41-yard pass interception return in the final minute of the Rebels' 13-0 victory over Air Force in the 1992 AutoZone Liberty Bowl.

Not everyone noticed it. Gunter Brewer, Rebel head coach Billy Brewer's younger son, did, and pointed it out to his father on the sideline. A couple of the Ole Miss players did, and they mentioned it during the timeout that preceded the final play of the game. And then there were those in the stands who just happened to notice the clock while getting ready to leave the stadium.

The time left to play - :38 - is what they saw. Thirty-eight seconds ... 38 ... Chucky's number.

Sure, it was coincidental that teammate Dewayne Dotson bumped into Collier and caused him to go down at precisely that time, but to those that looked up and noticed the time, it was almost like Roy Lee "Chucky" Mullins was making his mark on what would have been the final game of his Rebel career had he survived an injury in the 1989 Vanderbilt game.

"It was like we were drawn back to the AutoZone Liberty Bowl this year," Brewer said, remembering Mullins' visit from the hospital just before the 1989 AutoZone Liberty Bowl game with Air Force. "He's a great memory, an inspiration, and he made his presence known again tonight."

It was enough to give the 20th-ranked Rebels their fifth straight victory. It was enough to give Ole Miss its fourth AutoZone Liberty Bowl victory in as many trips to Memphis. It was enough to allow the Rebels to finish 9-3, their second nine-win season in the last three.

The heroes were plentiful against the pesky and tough-as-usual Falcons, who ended their season 7-5. Quarterback Russ Shows passed for 163 yards. Linebacker Cassius Ware was in on 10 tackles, had one tackle for a loss with two sacks and a fumble recovery, Collier and Danny Boyd each had interceptions, tackle Artis Ford had 12 stops with three of them behind the line of scrimmage, and Dotson had one tackle for a loss with one sack and broke up a pass.

Those stands, one ending when Boyd sniffed out the halfback option pass to make his interception in the end zone and the other ending with a missed field goal after big plays by Ford and Chad Brown forced the kick, were just two of many the Rebel defense made in limiting the Falcons to just 185 total yards (second best this season only to a 161-yard effort against Arkansas).

Shows, named Ole Miss' Outstanding Offensive Player, directed the attack. He had a strong 24-yard run on the option early, added the two long passes to Small and Kohn, and executed the offense which saw Dou Innocent rush for 65 yards, Cory Philpot (who sat out the first half) add 55 more on the ground and Marvin Courtney rush for 30 and catch four passes for 59 yards.



December 31, 1992

	<u>1</u>	<u>2</u>	<u>3</u>	<u>4</u>	<u>Final</u>
Ole Miss #20	7	3	0	3	13
Air Force	0	0	0	0	0

Scoring Summary:

Ole Miss: Innocent 2 run (Lee kick) Ole Miss: Lee 24 FG Ole Miss: Lee 29 FG

Individual Statistics

Rushing:	Passing: (Comp/Att/Yds/Int/TDs)
Ole Miss: Innocent 17-65	Ole Miss: Shows 9-19-163-0-0
Air Force: Pastorello 13-49	Air Force: Baker 5-8-26-0-0

Ole Miss	Team Statistics	Air Force
13	First Downs	14
331	Total Net Yards	185
168	Net Rushing	104
163	Net Passing	81
19-9-0	Att-Comp-Int	17-10-2
2-1	Fumbles-Lost	2-1
7-57	Penalties-Yards	6-53

Coaches:

Ole Miss: Billy Brewer
 Air Force: Fisher DeBerry
MVP: Cassius Ware
Attendance: 47,602




13



0



The Ole Miss defense tossed a shutout thanks in large part to MVP Cassius Ware's record-tying two sacks.



December 28, 1993

	<u>1</u>	<u>2</u>	<u>3</u>	<u>4</u>	<u>Final</u>
Louisville #25	3	0	0	15	18
Michigan State	7	0	0	0	7

Scoring Summary:

Mich St: Goulbourne 1 run (Stoyanovich kick) Louisville: Akers 31 FG Louisville: Ferguson 25 pass from Brohm (Akers kick) Louisville: Safety Louisville: Dawkins 11 run (kick failed)

Individual Statistics

Rushing:	Passing: (Comp/Att/Yds/Int/TDs)
Louisville: Dawkins 14-88	Louisville: Brohm 19-29-197-0-1
Michigan State: Goulbourne 19-63	Michigan State: Miller 15-28-193-1-0

Louisville	Team Statistics	Michigan State
20	First Downs	18
369	Total Net Yards	307
172	Net Rushing	114
197	Net Passing	193
31-19-0	Att-Comp-Int	28-15-1
1-0	Fumbles-Lost	0-0
6-45	Penalties-Yards	5-60

Coaches:

Louisville: Howard Schnellenberger
 Michigan State: George Perles
 MVP: Jeff Brohm
 Attendance: 34,216



18



7

Louisville Knocks Off MSU

MEMPHIS, Tenn. (AP)- Michigan State's key mistake in the AutoZone Liberty Bowl was underestimating Louisville quarterback Jeff Brohm.

The senior, who broke his right index finger in five places on Thanksgiving Day, completed 19 of 29 passing attempts for 197 yards and the go-ahead touchdown Tuesday night in leading the 25th-ranked Cardinals over Michigan State 18-7.

"He surprised me," Michigan State coach George Perles said. "He hurt us as much running as he did passing. We felt with his injury, he might not run as much. It was a credit to him that he did. It shows what kind of courage and toughness he has."

Brohm broke the finger on his passing hand when he was pushed into a cement wall in Louisville's 28-0 regular season-ending victory over Tulsa. Doctors repaired the fingers with a steel plate and pins, and he didn't start throwing again until last week.

"When I first did it, it was obviously scary. (Doctors) just told me it was going to be a matter of time before it healed. They said I'd be throwing with some pain," Brohm said.

"Obviously it hurt. I told myself before we came into the game, win or lose, I was going to make no excuses about it."

Michigan State (6-6) began the game as if the Spartans were going to have an easy time of it, taking the opening kickoff and marching 79 yards in 11 plays with Duane Goulbourne blasting in from the 1 to make it 7-0.

It was Michigan State's final score of the night, although the Spartans led until Louisville's offense took over in the final period.

After the Michigan State touchdown, the Cardinals (9-3) mounted their own scoring drive which ended with David Akers' 31-yard field goal.

In the third quarter, Brohm directed a 14-play drive that failed when Akers missed a 23-yard field goal attempt. But the 6-foot-1 senior completed four of five passes on the next possession, capping a 59-yard drive with a 25-yard TD throw to Reggie Ferguson, putting the Cardinals in front 10-7 with 12:05 to go.

Louisville coach Howard Schnellenberger, who held off naming his starting quarterback until kickoff, appreciated Brohm's performance in 30-degree temperatures with a wind chill hovering around 16.

"Jeff Brohm showed a great deal of courage and maturity by making this gallant effort to rehab and be ready for this game," he said. "The injury happened on the 25th of November, and on the 28th day of December he was playing a major-league football game."

The Cardinals added a safety and another TD in the fourth quarter in posting their first victory over a Big Ten school. Schnellenberger sees the win, after an 0-5-1 mark against the Big Ten, as a big step up for the independent school.



Behind the attack of RB Ralph Dawkins (pictured) and MVP Jeff Brohm's passing, Louisville put away Michigan State late en route to an 18-7 victory over the Spartans

ILLINOIS DEFENSE EARNS SHUT OUT

MEMPHIS, Tenn. (AP) - Forget that talk about Illinois not being excited or ready to play in the AutoZone Liberty Bowl.

The Fighting Illini, fifth in the Big 10 Conference, dismantled East Carolina 30-0 Saturday for only its second bowl victory in nine appearances.

"We haven't had too much luck in bowls," said Illini receiver Jasper Strong, who scored on a 73-yard TD pass. "This sets us up for next season. We have a win going out, and it opens up the season for next year to start off well."

Illinois (7-5) forced five turnovers, held the ball for more than 35 minutes and handed East Carolina (7-5) its first shutout this season in picking up its first bowl victory since the 1990 Citrus Bowl.

"It's a big boost, not only for this year's team, but it helps us for next year," said free safety Antwoine Patton. "To get a shutout helps us a lot."

The Illinois defense ranked ninth overall in the regular season and never let the Pirates set up an offensive rhythm. After Illinois recovered a fumble on East Carolina's second possession, Johnny Johnson hit Ken Dilger with a 17-yard touchdown pass - the first of four - giving the Illini a 7-0 lead it never lost.

"Our offensive line did a great job," Johnson said. "I barely even got dirty... I had time to throw all day. We ran our game plan like we knew it like the back of our hand."


Johnson threw for a career-high four touchdowns. He was 18-of-30 for 250 yards with TD passes of 17, 73, 5 and 9 yards, tying the AutoZone Liberty Bowl record of four touchdown passes set by Purdue's Mark Hermann in 1980 against Missouri.

Marcus Crandell, the Pirates' sophomore quarterback, had averaged 253 yards per game but the Illinois coaching staff picked up on his trait of not looking off his receivers, and intercepted four passes.

He finished 20-of-41 for 179 yards.

"Once we started getting a feel for him, we were breaking on him every time he threw it, sometimes even before it was thrown," said Illinois linebacker Kevin Hardy who had an interception.

"It was certainly a big part of the game, and it was unlike East Carolina to have that many turnovers," Tepper said. "... We just had a sharp day."



December 31, 1994

	<u>1</u>	<u>2</u>	<u>3</u>	<u>4</u>	<u>Final</u>
Illinois	14	10	6	0	30
East Carolina	0	0	0	0	0

Scoring Summary:

Illinois: Dilger 17 pass from Johnson (Richardson kick) Illinois: Strong 73 pass from Johnson (Richardson kick) Illinois: Richardson 21 FG Illinois: Dulick 5 pass from Johnson (Richardson kick) Illinois: Douthard 9 pass from Johnson (kick failed)

Individual Statistics

Rushing:	Passing: (Comp/Att/Yds/Int/TDs)
Illinois: Douthard 13-52	Illinois: Johnson 18-30-250-0-4
ECU: Smith 15-46	ECU: Crandell 20-41-179-4-0

Illinois	Team Statistics	East Carolina
18	First Downs	17
389	Total Net Yards	271
134	Net Rushing	92
255	Net Passing	179
34-20-0	Att-Comp-Int	41-20-4
0-0	Fumbles-Lost	1-1
15-164	Penalties-Yards	6-40

Coaches:

Illinois: Lou Tepper
 East Carolina: Steve Logan
MVP: Johnny Johnson
Attendance: 33,280




30



0



MVP Johnny Johnson tied a Bowl record by tossing 4 TDs, including a 73-yard TD strike to Jasper Strong, in the Illini victory.



December 30, 1995

	<u>1</u>	<u>2</u>	<u>3</u>	<u>4</u>	<u>Final</u>
East Carolina	7	9	0	3	19
Stanford	0	7	6	0	13

Scoring Summary:

ECU: Hart 39 INT return (Holcomb kick) ECU: Holcomb 46 FG ECU: Holcomb 26 FG
 Stanford: Salina 1 run (Abrams kick) ECU: Holcomb 41 FG Stanford: Ellis 2 block punt return (kick failed) ECU: Holcomb 34 FG

Individual Statistics

Rushing:	Passing: (Comp/Att/Yds/Int/TDs)
ECU: McPhail 27-92	ECU: Crandell 19-46-218-1-0
Stanford: Bookman 13-52	Stanford: Butterfield 15-27-139-2-0

ECU	Team Statistics	Stanford
18	First Downs	11
347	Total Net Yards	211
129	Net Rushing	72
218	Net Passing	139
46-19-1	Att-Comp-Int	27-15-2
0-0	Fumbles-Lost	2-2
4-25	Penalties-Yards	3-18

Coaches:

ECU: Steve Logan
 Stanford: Tyrone Willingham
 MVP: Kwame Ellis
 Attendance: 47,398



19



13



ECU strong safety Darren Hart's 39-yard interception return for a touchdown was key in the Pirates victory over Stanford.

ECU SURPRISES STANFORD

MEMPHIS, Tenn. (AP)- East Carolina's defense, long overshadowed by record-setting quarterback Marcus Crandell, took center stage Saturday at the AutoZone Liberty Bowl.

The Pirate defense forced four turnovers and held Stanford to 211 yards of total offense as East Carolina won 19-13.

The unit entered the game giving up an average 335 yards, while Stanford (7-4-1) had been rolling up 30 points and 396 yards a game. But the Pirates picked off two Mark Butterfield passes.

"Their defense stymied us just enough," said Stanford coach Tyrone Willingham. "We could not really get our offense on track, and I think that was the difference in the game."

Chad Holcomb kicked a career-high four field goals for East Carolina, which finished the season at 9-4. He also broke the AutoZone Liberty Bowl record of three field goals held by two other kickers.

His second field goal, a 41-yarder, followed a Butterfield fumble that was recovered by Travis Darden. Kwame Ellis blocked a 24-yard kick by Holcomb in the third quarter.

"I haven't been trying to kick it as hard," said Holcomb, who was 10-of-17 on field goals this season. "I've been working on following through straight and making it go straight even if I hit it bad."

His final field goal, a 34-yarder, sealed the Pirate's victory.

East Carolina never trailed in the game but didn't put away Stanford until Crandell directed an 11-play drive that ate up 5:13 of the clock, setting up Holcomb with 1:15 to go.

Damon Dunn gave Stanford one last chance by returning the kickoff to the Cardinal 47, but Brian Manning dropped Mark Butterfield's fourth-and-one pass inside the Pirate 20 with 11 seconds left.

Willingham pointed out that he had predicted the game would be decided by defense even though Butterfield and Crandell each had thrown for more than 2,500 yards this season. A junior, Crandell already is East Carolina's all-time passing and offensive leader.

East Carolina's only touchdown came on Daren Hart's 39-yard interception return in the first quarter but Logan liked the fact that his defense and special teams outperformed the offense.

Crandell completed 19-of-49 for 218 yards and one interception, as his receivers repeatedly dropped catchable passes. East Carolina converted on only four of 19 third downs compared to 4-of-15 for Stanford but finished with 347 yards total offense.

Stanford's only offensive touchdown came in the second quarter on a one-yard run by Adam Salina. Ellis scored the Cardinal's other TD off a punt blocked by Nicodemus Watts that he ran in from two yards out.

SYRACUSE RUNS OVER HOUSTON

MEMPHIS, Tenn. (AP)- No. 23 Syracuse didn't let disappointment interfere with business Friday.

The Orangemen wanted to spend the holidays somewhere in Florida in a bowl named Orange, Carquest, or Gator. Instead, they found themselves in Elvis Presley's hometown where they ran all over Houston in winning the AutoZone Liberty Bowl, 30-17.

"There were a lot of rumors going around that we weren't happy to go to the AutoZone Liberty Bowl," said Syracuse cornerback Rod Gadson, a Fort Meyers native. "But the people outside didn't really know what was going on. We were very excited."

Syracuse (9-3) finished the regular season sharing the Big East Conference title with Miami and Virginia Tech. A loss to Miami in the final game resulted in Syracuse's only invitation coming from the AutoZone Liberty Bowl, which pays a minimum of \$750,000 to each team.

A quarter of the team voted not to attend.

The attitude couldn't be seen Friday as Syracuse quickly took control with a running attack keyed by senior Malcolm Thomas, who ran for a career-high 201 yards on 24 carries and scored a touchdown.

"Early on, immediately after the Miami game, there was a question as to whether or not Syracuse wanted to be here," coach Paul Pasqualoni said. "I think our kids showed today they wanted to be here very, very badly."

Syracuse won its seventh straight bowl game in the past 10 years by playing keep-away from Houston(7-5). The Orangemen piled up 396 yards rushing and 472 yards total offense.

Pasqualoni said he wanted to throw more, but his running attack worked so well that Donovan McNabb threw only 10 times, completing four for 76 yards.

Thomas easily topped his regular-season best of 168 yards against Minnesota and became the first player to top 200 yards rushing in the AutoZone Liberty Bowl since Colorado's Bobby Anderson ran for 254 against Alabama in 1969.

When Houston did get the ball, the Cougars didn't keep it long. The Orangemen, ranked 10th nationally in defense, allowed Houston 341 yards but held the Cougars well below their 31.3-point scoring average.

"We couldn't get the ball away from them in the second half," Houston coach Kim Helton said. "They held onto the ball, and they made the plays on third down. They had a great outside running game."



December 27, 1996

	<u>1</u>	<u>2</u>	<u>3</u>	<u>4</u>	<u>Final</u>
Syracuse #23	7	9	0	14	30
Houston	7	7	0	3	17

Scoring Summary:

Syracuse: McNabb 1 run (Trout kick) UH: Smith 21 pass from Clements (Villarreal kick)
 Syracuse: Konrad 2 run (Trout kick) Syracuse : Safety UH: Smith 3 run (Villarreal kick)
 Syracuse: McNabb 2 run (Trout kick) UH: Villarreal 23 FG Syracuse: Thomas 6 run (Trout kick)

Individual Statistics

Rushing:	Passing: (Comp/Att/Yds/Int/TDs)
Syracuse: Thomas 24-201	Syracuse: McNabb 4-10-76-0-0
Houston: Smith 19-123	Houston: Clements 14-28-217-1-1

Syracuse	Team Statistics	Houston
25	First Downs	13
472	Total Net Yards	341
396	Net Rushing	124
76	Net Passing	217
10-4-0	Att-Comp-Int	28-14-1
0-0	Fumbles-Lost	0-0
5-41	Penalties-Yards	5-30

Coaches:

Syracuse: Paul Pasqualoni
 Houston: Kim Helton
MVP: Malcom Thomas
Attendance: 49,163




30



17



QB Donovan McNabb rushed for two scores while MVP Malcolm Thomas rushed for 201 yards and a score in Syracuse's win.



December 31, 1997

	<u>1</u>	<u>2</u>	<u>3</u>	<u>4</u>	<u>Final</u>
Southern Miss #22	7	7	14	13	41
Pittsburgh	0	7	0	0	7

Scoring Summary:

USM: Gideon 31 pass from Roberts (Hardaway kick) USM: Gideon 8 pass from Roberts (Hardaway kick) PITT: Hoffart 89 pass from Gonzalez (Ferencik kick) USM: Phenix 16 fumble return (Hardaway kick) USM: Gideon 5 pass from Roberts (Hardaway kick) USM: Thomas 26 INT return (kick failed) USM: Parrish 63 INT return (kick failed)

Individual Statistics

Rushing:	Passing: (Comp/Att/Yds/Int/TDs)
Southern Miss: Shaw 7-62	Southern Miss: Roberts 18-26-227-1-3
Pittsburgh: Barlow 9-68	Pittsburgh: Gonzalez 13-29-172-2-1

Southern Miss	Team Statistics	Pittsburgh
15	First Downs	16
352	Total Net Yards	340
125	Net Rushing	150
227	Net Passing	190
27-18-1	Att-Comp-Int	41-16-2
0-0	Fumbles-Lost	1-1
6-40	Penalties-Yards	8-72

Coaches:

Southern Miss: Jeff Bower
 Pittsburgh: Walt Harris
MVP: Sherrod Gideon
Attendance: 50,209



41



7



Southern Miss quarterback Lee Roberts threw three touchdowns to MVP Sherrod Gideon.

SOUTHERN MISS WINS BIG

MEMPHIS, Tenn. (AP) - No wonder Southern Mississippi wanted to play in the AutoZone Liberty Bowl the past two seasons. The 22nd-ranked Golden Eagles made themselves at home Wednesday.

Lee Roberts threw three touchdown passes to Sherrod Gideon and the defense scored three more TD's in the second half as Southern Mississippi routed Pittsburgh 41-7 to win in its first bowl since 1990.

The Eagles finished 9-3, their best record since going 10-2 in 1988, and ruined the first bowl game for Pittsburgh (6-6) since 1989. Coach Jeff Bower called it a fitting end for the Eagles' season.

Southern Mississippi was Conference USA's co-champion in 1996, but the Eagles missed the automatic bid by losing to Houston. They made sure that didn't happen again this season by going undefeated in the league.

Thanks to Roberts and Gideon, Southern Miss never trailed as the duo connected on a 31-yard TD toss on the team's sixth play. Roberts also threw TD passes of 8 and 5 yards to Gideon.

Roberts picked the Panthers' defense apart, going 18-of-26 for 227 yards. Gideon finished with a bowl record seven catches for 111 yards.

Pittsburgh, which earned a bid as the Big East Conference's fourth-best team by upsetting Virginia Tech and West Virginia in its final two games, ran out of magic against Southern Miss.

The Eagles' blitzing and aggressive defense kept Pete Gonzalez, who led the Big East in passing with 241 yards per game, from getting into a rhythm. Gonzalez, who threw for 30 touchdowns and 2,657 yards in the regular season, completed only five passes before hitting Jake Hoffart along the left sideline just before halftime.

Pittsburgh still trailed only 14-7 when Southern Mississippi's defense, which ranked 18th in the nation, took over.

Adalius Thomas stripped Billy West of the ball, and Perry Phenix picked it up and returned it 16 yards for a touchdown on Pittsburgh's first possession of the third quarter.

With the Eagles leading 28-7, Thomas intercepted a Gonzalez pass and ran it 26 yards for another touchdown. Terrance Parrish picked off Gonzalez three minutes later and scored from 63 yards out to make it 41-7.

TULANE ENDS 1998 UNBEATEN

MEMPHIS, Tenn. (AP)- Maybe No. 10 Tulane will get some respect now.

Michael Jordan returned an interception 79 yards for a touchdown and Shaun King threw for two TDs and ran for one as Tulane beat Brigham Young 41-27 Thursday afternoon in the AutoZone Liberty Bowl, clinching the Green Wave's best season ever at 12-0.

Tulane came in as one of only two undefeated teams in Division I-A with Tennessee (12-0). The Green Wave, with its Conference USA schedule, wasn't part of the Bowl Championship Series.

The Green Wave had something to prove when it got the chance against Brigham Young (9-5), making its 22nd bowl appearance in 28 years.

King shredded a defense that ranked fifth nationally, going 23-of-38 for 276 yards and rushing 16 times for 109 yards as Tulane went one better than an 11-1 record in 1931.

It was the Green Wave's first bowl victory since the 1970 AutoZone Liberty Bowl, improving the school's bowl record to 3-6.

New coach Chris Scelfo wound up a winner in his coaching debut in place of Tommy Bowden, who left a month ago for Clemson. Scelfo handled the game with help from five assistants, including offensive coordinator Rich Rodriguez, who now will join Bowden at Clemson.

Before Bowden's arrival in 1997, the Green Wave had won only 11 games in five years and hadn't had a winning record in 16 years. Tulane completed its miraculous turnaround without him.

Tulane's defense never let Brigham Young get on track with an offense hampered by the loss of tailback Ronney Jenkins, expelled last week for an honor code violation.

The Cougars scored on their second possession and had only 168 yards offense through three quarters. They didn't get inside the Tulane 20 again until the fourth quarter, when they scored three times to close the final margin.

Tulane started slowly, and it looked like BYU would take advantage. Kevin Feterik found Brian Horton in the left corner of the end zone for an 11-yard TD on BYU's second possession, but a celebration penalty backed the Cougars' Owen Pochman for a 35-yard extra point attempt that was blocked.


The Cougars had a chance to add to the lead when Jordan put Tulane ahead to stay near the end of first quarter. He stepped in front of Feterik's pass to Mike Rigell at the Tulane 21 and ran up the left sideline, cutting back at the BYU 15 to score untouched on the 79-yard return for a 10-3 lead.

His return was the longest in AutoZone Liberty Bowl history, topping the 70-yarder by Mississippi's Robert Bailey in 1968.

Tulane finally got its offense going in the second quarter as King keyed a six-play drive with a 47-yard pass to Kerwin Cook despite double coverage.

King scored three plays later on a 3-yard draw for a 17-6 lead. He also tossed TD passes of 60 yards to Cook and 13 yards to Jamaican Dartez in the third quarter.

Brad Palazzo added his second field goal of the half, a 23-yarder, just before halftime for a 20-6 lead.



December 31, 1998

	<u>1</u>	<u>2</u>	<u>3</u>	<u>4</u>	<u>Final</u>
Tulane #10	10	10	14	7	41
BYU	6	0	0	21	27

Scoring Summary:

BYU: Horton 11 pass from Feterik (kick failed) Tulane: Palazzo 31 FG Tulane: Jordan 79 INT return (Palazzo kick) Tulane: King 3 run (Palazzo kick) Tulane: Palazzo 23 FG Tulane: Cook 60 pass from King (Palazzo kick) Tulane: Dartez 13 pass from King (Palazzo kick) BYU: Cupp 3 run (Pochman kick) Tulane: Converse 5 run (Palazzo kick) BYU: Cupp 18 pass from Feterik (Pochman kick) BYU: Mahe 3 run (Pochman kick)

Individual Statistics

Rushing:	Passing: (Comp/Att/Yds/Int/TDs)
Tulane: King 16-109	Tulane: King 23-38-276-0-2
BYU: Mahe 16-70	BYU: Feterik 27-44-267-1-2

Tulane	Team Statistics	BYU
28	First Downs	20
528	Total Net Yards	321
252	Net Rushing	54
276	Net Passing	267
38-23-0	Att-Comp-Int	44-27-1
2-0	Fumbles-Lost	3-0
8-59	Penalties-Yards	10-110

Coaches:

Tulane: Chris Scelfo
 BYU: Lavell Edwards
 MVP: Shaun King
 Attendance: 52,192




41



27



The Tulane Green Wave, led by an MVP performance from Shaun King, defeated BYU to secure a 12-0 season and top-10 national ranking.



December 31, 1999

	<u>1</u>	<u>2</u>	<u>3</u>	<u>4</u>	<u>Final</u>
Southern Miss #16	13	7	3	0	23
Colorado State	3	14	0	0	17

Scoring Summary:

USM: Williams 5 fumble return (Hanna kick) CSU: Hurst 35 FG USM: Frances recovers block punt in end zone (kick failed) CSU: Rice 2 run (Hurst kick) CSU: Woolstenhulme 38 pass from Newton (Hurst kick) USM: Nix 3 run (Hannah kick) USM: Hannah 25 FG

Individual Statistics

Rushing:	Passing: (Comp/Att/Yds/Int/TDs)
Southern Miss: Nix 17-55	Southern Miss: Kelly 13-30-125-1-0
Colorado State: McDougal 25-59	Colorado State: Newton 20-46-228-1-1

Southern Miss	Team Statistics	Colorado State
11	First Downs	15
187	Total Net Yards	268
62	Net Rushing	40
125	Net Passing	228
30-13-1	Att-Comp-Int	46-20-1
2-1	Fumbles-Lost	3-2
11-59	Penalties-Yards	8-71

Coaches:

Southern Miss: Jeff Bower
 Colorado State: Sonny Lubick
MVP: Adalius Thomas
Attendance: 54,866



23



17

DEFENSE SAVES SOUTHERN MISS

MEMPHIS, Tenn. (AP) - Defense saved the day for Southern Mississippi.

Adalius Thomas had three sacks and the Golden Eagles converted three turnovers into 10 points in a 23-17 victory over Colorado State Friday night, winning the AutoZone Liberty Bowl for the second time in three years.

"I'm officially declaring this the best defense ever in Southern Miss history," coach Jeff Bower said after the unit held Colorado State scoreless in the second half despite spending nearly 19 minutes on the field.

Colorado State (8-4) wound up with 268 yards total offense, its second-lowest total this season. Southern Miss (9-3) managed only 187.

Southern Miss led only 20-17 at halftime and managed only a 25-yard field goal by Brant Hanna midway through the third quarter. The defense made its stand by stopping the Rams when it mattered.

Colorado State had one last chance to win in the final two minutes, with two downs from the Southern Miss 24. Matt Newton threw incomplete on third down and Southern Miss safety Leo Barnes knocked away a fourth-and-3 pass with 1:15 to play.

Southern Miss' special teams blocked a punt and recovered it for a touchdown.

Thomas' first sack caused Newton to fumble for the second time, and Cedric Scott recovered, setting up Hanna's second field goal. Thomas, who finished with eight tackles and one pass broken up, also pressured Newton into another incomplete pass on fourth-and-2 with 5:28 left.

The Rams had come into the game as one of the hottest teams in the country, winning five straight to earn a share of the Mountain West Conference title. The Golden Eagles shut down Colorado State's Kevin McDougal, who averaged 116 yards a game this season. He got only 59 in the game with just 17 coming in the second half.



Led by MVP Adalius Thomas, the Southern Miss defense forced 3 turnovers in the win over Colorado State.

SAPP, HURST LEAD RAMS

MEMPHIS, Tenn. (AP)- Cecil Sapp and the Colorado State Rams played a great game of keep-away Friday.

The sophomore ran for a career-high 160 yards, and C.W. Hurst kicked three field goals as the No. 23 Rams held onto the ball for more than 35 minutes beating Louisville 22-17 in the AutoZone Liberty Bowl.

Louisville (9-3) came in looking for only its second 10-victory season and first since 1990 with an offense that averaged 35.3 points and the nation's fourth-stingiest defense against the run.

Instead, Sapp wore down the 22nd-ranked Cardinals, who had allowed only Florida State's Travis Minor to top 100 yards this season. Sapp said it all went according to plan for the Rams (10-2).

"The offensive coordinator told me he wanted to give me the ball 40 times," said Sapp, who had a bowl-record 36 carries, topping the 35 attempts by Colorado's Bob Anderson in 1969 against Alabama.

"I ran 36 times for 160 yards. I could still go out there and play another football game."

Running the ball was an excellent idea on a day where the temperature dipped into the mid-20s by halftime with the wind chill hovering at 0 due to wind gusting up to 28 mph. Sapp, a Florida native, said his job is to carry the ball and that he ignored the weather.

Louisville end Dewayne White said Sapp took advantage of the Rams' big bodies on the offensive line, popping out whenever he saw light. Teammate Rashad Harris said Colorado State just controlled the game.


"At the end of the game, they just stuffed it down our throats," Harris said.

The weather didn't bother Louisville as much as Colorado State's defense. The Cardinals had scored at least 32 points in every victory this season and outgained the Rams 397 yards to 315, but they had only the ball for 25 offensive plays in the first half.

The Rams also shut out Louisville in the third quarter, only the second time that's happened this season.

"They're a physical group and did a good job running it," said Louisville coach John L. Smith, 0-3 in bowl games with the Cardinals.

"When it came time to control the game and be physical, they did that. They got after us on the line of scrimmage and made it the type of game they wanted to play, which was more of a physical game and it worked."



December 29, 2000

	<u>1</u>	<u>2</u>	<u>3</u>	<u>4</u>	<u>Final</u>
Colorado St. #23	3	13	3	3	22
Louisville #22	7	3	0	7	17

Scoring Summary:

CSU: Hurst 24 FG Louisville: Dorsey 58 pass from Ragone (Smith kick) Louisville: Smith 24 FG CSU: Sapp 2 run (Hurst kick) CSU: Rice 16 run (kick failed) CSU: Hurst 21 FG Louisville: Branch 14 pass from Ragone (Smith kick) CSU: Hurst 32 FG

Individual Statistics

Rushing:	Passing: (Comp/Att/Yds/Int/TDs)
Colorado State: Sapp 36-160	Colorado State: Newton 13-28-158-1-0
Louisville: Stallings 15-63	Louisville: Ragone 24-37-321-0-2

Colorado State	Team Statistics	Louisville
22	First Downs	17
315	Total Net Yards	397
157	Net Rushing	76
158	Net Passing	321
28-13-1	Att-Comp-Int	37-24-0
3-1	Fumbles-Lost	3-3
3-39	Penalties-Yards	6-55

Coaches:

Colorado State: Sonny Lubick
 Louisville: John L. Smith
MVP: Cecil Sapp
Attendance: 58,302




22



17



MVP Cecil Sapp rushed for 160 yards and a TD on a Bowl record 36 carries in Colorado State's win over Louisville.



December 31, 2001

	<u>1</u>	<u>2</u>	<u>3</u>	<u>4</u>	<u>Final</u>
Louisville #23	7	7	7	7	28
BYU #19	0	7	3	0	10

Scoring Summary:

Louisville: Miller 1 run (Smith kick) BYU: Rykert 10 run (Payne kick) Louisville: Mattingly 1 pass from Ragone (Smith kick) BYU: FG Payne 29 Louisville: Branch 34 pass from Ragone (Smith kick) Louisville: Ghent 27 pass from Ragone (Smith kick)

Individual Statistics

Rushing:	Passing: (Comp/Att/Yds/Int/TDs)
Louisville: Patterson 21-45	Louisville: Ragone 19-28-228-1-3
BYU: Peterson 15-73	BYU: Doman 18-37-192-2-0

Louisville	Team Statistics	BYU
17	First Downs	17
286	Total Net Yards	276
58	Net Rushing	84
228	Net Passing	192
28-19-1	Att-Comp-Int	38-18-3
2-0	Fumbles-Lost	0-0
8-64	Penalties-Yards	4-40

Coaches:

Louisville: John L. Smith
 BYU: Gary Crowton
 MVP: Dave Ragone
 Attendance: 58,968



MVP Dave Ragone tosses one of his three touchdown passes to guide Louisville to a win over BYU.

NO. 22 CARDINALS UPSET NO. 17 BYU

MEMPHIS, Tenn. (UPI) -- No. 23 Louisville put the finishing touches on the most successful season in school history Monday as Dave Ragone passed for three touchdowns in a 28-10 victory over 19th-ranked Brigham Young in the AutoZone Liberty Bowl.

The Cardinals set a school record with their 11th win, surpassing the 1990 team that went 10-1-1 under Howard Schnellenberger and defeated Alabama in the Fiesta Bowl.

Louisville (11-2) held BYU to its lowest point total of the season. The Cougars struggled without the Doak Walker Award winner Luke Staley and dropped to 0-6 in bowl games east of the Mississippi River.

Staley, who rushed for a school-record 1,582 yards and 24 touchdowns despite missing two games, suffered a broken left leg in BYU's win over Mississippi St. on Dec. 1.

The turning point of the game may have come late in the first half, when Crowton's decision to fake a punt at the BYU 40 backfired. The Cougars failed to convert the first down and Louisville took advantage, grabbing a 14-7 lead on Ragone's one-yard toss to Chip Mattingly with 14 seconds left in the second quarter.

"The fake punt probably gave them some momentum going into the half because there was only about two minutes left," Crowton said. "At that time, I felt like they wouldn't be expecting it, but we didn't execute it well. I was hoping to get a big play with that so we would have momentum, but it didn't work."

BYU took the second-half kickoff and held the ball for more than seven minutes before settling for Matt Payne's 29-yard field goal with 7:58 left in the third quarter.

BYU was held to 276 total yards, less than half its season average.

Louisville reached the end zone on its first possession of the second half, taking a 21-10 lead on Ragone's 34-yard pass to Deion Branch with 4:15 left in the period.

BYU again drove into Louisville territory on its next possession, only to have Brian Doman throw an interception.

Ragone, who led Conference USA with more than 3,000 yards and 23 touchdown passes, was 19 of 28 for 228 yards. He put away the contest with a 49-yard TD strike to Ronnie Gant 49 seconds into the final quarter.

Louisville rebounded from last season's 22-17 loss to Colorado State in the AutoZone Liberty Bowl and restored some pride for Conference USA, which had been 0-3 in bowl games this season. East Carolina, Texas Christian and Cincinnati all dropped bowl games.

Doman passed for more than 3,500 yards and 33 touchdowns during the season, but was held to 192 yards against the nation's 10th-best scoring defense. He completed 18 of 37 passes and threw two interceptions.

TCU DOWNS NO. 21 COLORADO ST.

MEMPHIS, Tennessee -- Texas Christian showed No. 21 Colorado State why it ranks second in the nation in total defense.

Keeping the high-powered Rams out of the end zone, the Horned Frogs posted a 17-3 victory in the AutoZone Liberty Bowl to record the 500th win in school history.

After the teams battled to a scoreless tie for more than 28 minutes, TCU (10-2) took the lead on Sean Stilley's 15-yard touchdown pass to LaTerance Dunbar with 1:21 left before halftime.

The Horned Frogs put away the contest on Ricky Madison's three-yard run with 3:15 left in the fourth quarter. Madison rushed for 111 yards on 19 carries, gaining all but four of his yards in the second half.


TCU, which came in yielding fewer than 63 yards per game on the ground, allowed only seven total yards after halftime as conditions worsened.

The Rams (10-4) got their only points on Jeff Babcock's 46-yard field goal 3:38 into the third quarter.

Colorado State's Cecil Sapp tied a school record with his ninth 100-yard game of the season, rushing for 106 yards on 19 carries, although a large chunk of his total came on two runs of 57 and 29 yards early in the first quarter.

The Rams, who were averaging 31 points per game, finished with just 89 yards on the ground.

Stilley completed 16-of-28 passes for 141 yards for the Horned Frogs, who gained 338 total yards.



December 31, 2002

	<u>1</u>	<u>2</u>	<u>3</u>	<u>4</u>	<u>Final</u>
TCU	0	7	0	10	17
Colorado St. #23	0	0	3	0	3

Scoring Summary:

TCU: Dunbar 15 pass from Stilley (Browne kick) CSU: Babcock 46 FG TCU: Browne 25 FG TCU: Madison 3 run (Browne kick)

Individual Statistics

Rushing:	Passing: (Comp/Att/Yds/Int/TDs)
TCU: Madison 19-111	TCU: Stilley 16-28-141-1-1
Colorado State: Sapp 19-106	Colorado State: Van Pelt 4-19-24-1-0

TCU	Team Statistics	Colorado State
19	First Downs	8
338	Total Net Yards	139
197	Net Rushing	89
141	Net Passing	50
28-16-1	Att-Comp-Int	28-6-3
2-1	Fumbles-Lost	5-3
9-70	Penalties-Yards	7-49

Coaches:

TCU: Gary Patterson
 Colorado State: Sonny Lubick
MVP: LaTerance Dunbar
Attendance: 55,207



17



3



MVP LaTerance Dunbar and quarterback Sean Stilley (pictured) teamed up to guide TCU past #23 Colorado State.



December 31, 2003

	<u>1</u>	<u>2</u>	<u>3</u>	<u>4</u>	<u>Final</u>
Utah #25	0	7	0	10	17
Southern Miss	0	0	0	0	0

Scoring Summary:

Utah: Warfield 5 run (Borreson kick) Utah: Borreson 19 FG Utah: Scalley 74 fumble recovery (Borreson kick)

Individual Statistics

Rushing:	Passing: (Comp/Att/Yds/Int/TDs)
Utah: Warfield 27-91	Utah: Smith 8-19-124-1-0
Southern Miss: Harris 14-70	Southern Miss: Almond 11-33-122-0-0

Utah	Team Statistics	Southern Miss
12	First Downs	11
228	Total Net Yards	213
104	Net Rushing	69
124	Net Passing	144
19-8-1	Att-Comp-Int	13-39-0
6-2	Fumbles-Lost	4-4
12-85	Penalties-Yards	12-92

Coaches:

Utah: Urban Meyer
 Southern Miss: Jeff Bower
 MVP: Morgan Scalley
 Attendance: 55,989



17



0



QB Alex Smith guides Utah against Southern Miss in the 45th AutoZone Liberty Bowl. The Utes won the game 17-0 and finished the season with a 10-2 record.

SCALLEY SCORES TD, SETS UP ONE

MEMPHIS, Tenn. (AP) -- With a convoy of teammates leading the way, Morgan Scalley hopped into the end zone to seal a milestone victory for Utah and make a case for these being the best Utes ever.

Scalley returned a fumble for a touchdown late in the game and set up the only other TD by causing a turnover, leading No. 25 Utah to a 17-0 victory over Southern Mississippi in the AutoZone Liberty Bowl on Wednesday.

The Mountain West Conference champions finished the season with back-to-back shutouts and tied a school record set in 1994 with 10 victories.

"With all due respect to the '94 football team and Utah, and there have been some great teams at Utah, I think this will go down as the greatest senior class and one of the top football teams ever in the history of this program," first-year coach Urban Meyer said. "You won the championship. You won the championship bowl game. And forever they will be remembered for that."

In a lackluster game dominated by hard-hitting defense and sloppy offense, Scalley provided a little excitement.

The junior safety scooped up a fumble after a completed pass and raced 74 yards for a score behind a wall of blockers with 1:36 left to play.

"The ball just popped into my hands," Scalley said. "I got made fun of earlier in the season because I had a kickoff return I should have scored on, but I gassed out after 80 yards. Luckily, this one wasn't 80 yards so I was able to get it in the end zone."

Southern Miss (9-4) managed to get deep into Utah territory just once in the second half when Anthony Harris broke free for a 41-yard run to the 18 with about eight minutes left and Utah up 7-0.

But the Utes (10-2) stiffened, and on fourth-and-2 from the 10, Revill and Ray Holdcraft combined to sack Micky D'Angelo.

The fourth-down stop seemed to inspire Utah's offense momentarily. Alex Smith hit Paris Warren deep down the middle for 49 yards on the next play.

That led to Bryan Borreson's 19-yard field goal to make it 10-0 with 3:24 left.

Brandon Warfield had 91 yards rushing on 27 carries for Utah and scored the only offensive touchdown in the second quarter.

Warfield bulled into the end zone from 5 yards out, two plays after Scalley forced a fumble by Southern Miss quarterback Dustin Almond deep in Golden Eagles' territory.

The shutout was the first in the AutoZone Liberty Bowl since 1994, when Illinois beat East Carolina 30-0.

"Our defensive staff and our defense played phenomenal. For 10 quarters now, they've played as good a defensive football as I've ever been around," Meyer said.

Southern Miss, the Conference USA champion, had its six-game winning streak snapped, despite a stellar game by linebacker Rod Davis and the Golden Eagles' swarming defense.

"We just didn't make the plays when we had to," said Davis, who had 11 tackles and a sack. "We just couldn't get that big play to happen for us."

Neither starting quarterback had much time to throw against the constantly blitzing defenses, and when they did they were rarely accurate.

Almond, who made great strides after a poor start to the season, was 11-for-33 for 122 yards. He was relieved by D'Angelo to start the fourth quarter.

D'Angelo was 2-for-6 for 22 yards and sustained a concussion on the fourth-down sack.

Smith wasn't much better. He went 8-for-19 for 124 yards.

CARDINALS LEAVE C-USA IN STYLE

MEMPHIS, Tenn. (AP) -- In the highest scoring AutoZone Liberty Bowl ever, it was a defensive play by Louisville that ended Boise State's 22-game winning streak.

Louisville safety Kerry Rhodes intercepted a pass in the end zone as time expired to preserve Louisville's 44-40 victory over 10th-ranked Boise State on Friday.

Now Louisville (No. 8 ESPN/USA Today; No. 7 AP) will enter the Big East Conference in grand style after handing Boise State its first loss since September 2003 in a game that was the most important in school history for both programs.

Eric Shelton scored on the go-ahead touchdown on a 1-yard run with 6:48 left. Stefan LeFors threw two touchdowns and ran for a third as the Cardinals (11-1), who have never finished ranked higher than 13th, matched a school record for victories in a season.

The Cardinals won their third AutoZone Liberty Bowl in their final appearance as a Conference USA team.

The Broncos (11-1) had one last chance to win after Art Carmody's 19-yard field goal with 1:10 left put Louisville up four.

Quarterback Jared Zabransky drove the Broncos to the Louisville 30 before his final pass into the end zone as time expired was intercepted by Rhodes. He more than atoned for his missed interception opportunity in a 41-38 loss on Oct. 14 to then-No. 3 Miami.

The win was a welcomed ending to a week in which the Cardinals were forced to deal with the news that Petrino had interviewed with LSU about its open coaching job. They certainly didn't seem distracted against the Broncos.

Everyone expected a high-scoring game in a bowl pairing the nation's top two offenses, and the teams didn't disappoint as they swapped the lead five times. The 84 combined points topped the 80 points by Colorado and Alabama in 1969 and was one of a handful of records set.

Louisville won only for the second time in seven bowls despite a season-high four turnovers. The Cardinals rolled up 564 yards, topping 500 yards for the ninth time this season.

LeFors was 18-of-26 for 193 yards and ran 12 times for 76 yards. The Cardinals rushed for 329 yards against a defense that had been the nation's fourth-best against the run.

This was the biggest game in school history for Boise State, a program that moved up to Division I-A in 1996. The Broncos, who played their first three bowls on their home field known for its blue turf, thought they could keep up with an offense that had trailed only Louisville for most yards and points.

But the Broncos, who lost 12 starters from their 2003 squad, finished with 284 yards on offense, well below their 511.6-yard average.

The teams still rewrote the AutoZone Liberty Bowl record book.

They combined for the most points in the first quarter with 24, and their 52 points were the most for the first half.

Boise State kicker Tyler Jones had a record 48-yard field goal on the Broncos' first drive, and Broncos linebacker Andy Avalos had a 92-yard interception return off LeFors in the first quarter that bested the 79-yarder by Michael Jordan of Tulane in 1998.



December 31, 2004

	<u>1</u>	<u>2</u>	<u>3</u>	<u>4</u>	<u>Final</u>
Louisville #7	14	7	14	9	44
Boise State #10	10	21	3	6	40

Scoring Summary:

Boise: Jones 48 FG Lou: Barnidge 6 pass from LeFors (Carmody kick) Boise: Avalos 92 INT return (Jones kick) Lou: Douglas 65 run (Carmody kick) Lou: Clark 30 pass from Brohm (Carmody kick) Boise: Lau 0 fum return (Jones kick) Boise: Acree 19 pass from Zabransky (Jones kick) Boise: Zabransky 1 run (Jones kick) Boise: Jones 42 FG Lou: Russell 14 pass from LeFors (Carmody kick) Lou: LeFors 1 run (Carmody kick) Boise: Helmandollar 2 run (pass failed) Lou: Shelton 1 run (pass failed) Lou: Carmody 19 FG

Individual Statistics

Rushing:	Passing: (Comp/Att/Yds/Int/TDs)
Louisville: Bush 12-96	Louisville: LeFors 18-26-193-1-2
Boise State: Marks 15-66	Boise State: Zabransky 14-29-199-1-1

Louisville	Team Statistics	Boise State
29	First Downs	15
564	Total Net Yards	284
329	Net Rushing	88
235	Net Passing	196
31-21-2	Att-Comp-Int	31-15-1
2-2	Fumbles-Lost	1-0
5-34	Penalties-Yards	6-55

Coaches:

Louisville: Bobby Petrino
 Boise State: Dan Hawkins
MVP: Stefan LeFors
Attendance: 58,355




44



40



Quarterback Jared Zabransky leads undefeated Boise State against Louisville.



December 31, 2005

	<u>1</u>	<u>2</u>	<u>3</u>	<u>4</u>	<u>Final</u>
Tulsa	0	17	0	14	31
Fresno State	7	7	3	7	24

Scoring Summary:

Fresno St: Mathis 6 run (Zimmerman kick) Tulsa: Uril 22 run (DeVault kick) Tulsa: Terrion 63 run (DeVault kick) Fresno St: Sumlin 25 run (Zimmerman kick) Tulsa: DeVault 41 FG
 Fresno St: Zimmerman 27 FG Fresno St: Fernandez 21 pass from Pinegar (Zimmerman kick)
 Tulsa: Davis 54 pass from Smith (DeVault kick) Tulsa: Smith 4 run (DeVault kick)

Individual Statistics

Rushing:	Passing: (Comp/Att/Yds/Int/TDs)
Tulsa: Tarrion 11-102	Tulsa: Smith 18-27-234-0-1
Fresno State: Mathis: 31-117	Fresno State: Pinegar 19-30-213-2-1

Tulsa	Team Statistics	Fresno State
20	First Downs	22
430	Total Net Yards	421
196	Net Rushing	208
234	Net Passing	213
27-18-0	Att-Comp-Int	30-19-2
1-1	Fumbles-Lost	1-0
2-10	Penalties-Yards	5-35

Coaches:

Tulsa: Steve Kragthorpe
 Fresno State: Pat Hill
MVP: Paul Smith
Attendance: 54,894



31



24



Tulsa quarterback Paul Smith received MVP honors after passing for 234 yards and a touchdown against Fresno State.

SMITH'S DASH FOR LATE TD GIVES TULSA THE 'W'

MEMPHIS, Tenn. (AP) -- Tulsa made a remarkable comeback this season. Fittingly, the Golden Hurricane used a timely rally to win their biggest game of the year.

Paul Smith ran four yards for the winning touchdown with 2:55 remaining, and Tulsa's defense had two key fourth-quarter interceptions in a 31-24 victory over Fresno State on Saturday in the AutoZone Liberty Bowl.

Smith, the game's MVP, finished 18-of-27 passing for 234 yards with a 54-yard touchdown pass to Ashlan Davis but made his biggest play on the ground, scrambling around three defenders and into the end zone to secure Tulsa's first bowl victory in 14 years.

The Golden Hurricane forced a pair of turnovers from the Bulldogs' Paul Pinegar in clinching their seventh win in eight games to close the season.

First, defensive back Anthony Germany set up Tulsa's decisive drive by picking off Pinegar's pass with just under 7 minutes remaining.

Fresno State then had one final chance to force overtime, and Pinegar drove the Bulldogs into Tulsa territory before his pass toward the sideline was picked off by linebacker Nelson Coleman at the 30.

The Golden Hurricane (9-4) then ran out the clock and celebrated their first bowl victory since they beat San Diego State in the Freedom Bowl in 1991.

The victory capped a tremendous turnaround under Kragthorpe, who before the 2003 season took over a Tulsa program that was coming off 11 straight losing seasons and led it to two bowls in three years.

The Golden Hurricane overcame low expectations this season to claim an unlikely Conference USA championship in their first year in the league, then beat a Fresno State team that gave top-ranked Southern California fits and once was ranked 16th in the nation before the Bulldogs slid into a late-season slump.

Tulsa had to come from behind to beat its former WAC rival, scoring two touchdowns in the fourth quarter. Fresno State took a 24-17 lead on Pinegar's 21-yard touchdown pass to Joe Fernandez on the second play of the quarter.

The Golden Hurricane tied it at 24 two possessions later when Smith found Davis streaking behind the secondary for a 54-yard TD pass.

Tarrion Adams led Tulsa with 102 yards rushing, but most of that came on a 63-yard touchdown burst in the second quarter. That scoring run gave Tulsa its first lead at 14-7 and came about four minutes after teammate Uril Parrish tied it by running 22 yards for the Golden Hurricane's first touchdown.

Pinegar finished 19-of-30 passing for 213 yards with one touchdown and two interceptions, while Wendell Mathis had 117 yards rushing and his WAC-best 15th rushing touchdown of the season for Fresno State (8-5), which closed a once-promising year with four straight losses after beating Boise State on Nov. 10.

The closer-than-expected loss to the top-ranked Trojans came nine days later.

Pinegar also was denied in his attempt to become the first quarterback to go 4-0 as a starter in bowl games.

SPURRIER GETS FIRST BOWL WIN AS SOUTH CAROLINA COACH

MEMPHIS, Tenn. (AP) -- Steve Spurrier's offense was humming along in the first half, but the South Carolina defense was doing nothing to stop Houston.

Defensive end Jordin Lindsey came up with two turnovers for a defense that made the stops that mattered most, and South Carolina beat Houston 44-36 in the AutoZone Liberty Bowl on Friday for its first bowl victory under Spurrier.

Lindsey, who intercepted a pass and recovered a fumble that set up 13 points, said they knew they had to turn up the pressure or endure Spurrier's wrath.

Blake Mitchell tied a bowl record by throwing four touchdown passes, Cory Boyd ran for two more TD's as the Gamecocks (8-5) finished Spurrier's second season with their best record since going 9-3 in 2001.

Kevin Kolb, making his 50th start at quarterback for Houston (10-4) and leading the nation's sixth-best offense, finished 26-of-39 for 386 yards and three touchdowns.

Houston, which went 0-11 in 2001, came in with a six-game winning streak and looking to cap its Conference USA championship season.

Instead, the Cougars lost their seventh straight bowl game, third under Briles, and have not won a bowl since the 1980 Garden State Bowl.

Houston led 28-27 at the half -- an AutoZone Liberty Bowl record for points in a half -- but South Carolina held the Cougars to 63 yards in the third quarter when the Gamecocks took control. They sacked Kolb three times, forced two turnovers and stopped the Cougars twice on fourth down in the fourth quarter.

The Cougars and Gamecocks combined for 588 yards in the first half, much of it just before halftime. The second quarter took 61 minutes, and a game that was tied at 7 went haywire.

In the final three minutes of the half, four TDs were scored in a span 12 plays -- the last a 77-yard TD catch by Houston's Vincent Marshall with 11 seconds left.

The Cougars didn't score in the second half until Jackie Battle ran in from 3 yards out with 5:42 left. The 2-point conversion cut South Carolina's lead to 44-36.

Houston outgained South Carolina 527-512, but the Cougars managed only 200 in the second half. It was the first time in AutoZone Liberty Bowl history both teams topped 500 yards.

Cougars receiver Vincent Marshall, who set a bowl record with 201 yards receiving, said South Carolina's zone defense took away the middle of the field.

With a pair of coaches known for their offensive ingenuity, this had a little of everything: four TDs in a span of 12 plays, a flea flicker for an interception, a punt on fourth-and-goal, a halfback pass and an option by Houston when backed up against its own goal line.

Each quarterback passed for more than 300 yards -- a first in the 48-year history of this bowl game.

Ryan Succop kicked a 45-yard field goal into winds gusting up to 20 mph on the Gamecocks' opening drive of the second half to put South Carolina ahead to stay at 30-28. Mitchell padded the lead with a pair of 43-yard TD passes to Kenny McKinley, the last with 7:39 to go for a 44-28 lead.

Mitchell, the game's Most Valuable Player, was 19-of-29 for 323 yards.



December 29, 2006

	1	2	3	4	Final
South Carolina	7	20	3	14	44
Houston	7	21	0	8	36

Scoring Summary:

Houston: Marshall 32 pass from Kolb (Bell kick) USC: Boyd 2 run (Succop kick) USC: Pavlovic 1 pass from Mitchell (Succop kick) Houston: Hafner 4 pass from Kolb (Bell kick) USC: Rice 19 pass from Mitchell (Succop kick) Houston: Battle 42 run (Bell kick) USC: Boyd 9 run (Succop kick) Houston: Marshall 77 pass from Kolb (Bell kick) USC: Succop 45 FG USC: McKinley 43 pass from Mitchell (Succop kick) USC: McKinley 43 pass from Mitchell (Succop kick) Houston: Battle 3 run (Aldridge rush)

Individual Statistics

Rushing:	Passing: (Comp/Att/Yds/Int/TDs)
South Carolina: Boyd 18-94	South Carolina: Mitchell 19-29-323-1-4
Houston: Battle 11-85	Houston: Kolb 26-39-386-1-3

South Carolina	Team Statistics	Houston
25	First Downs	27
512	Total Net Yards	527
189	Net Rushing	135
323	Net Passing	392
29-19-1	Att-Comp-Int	40-27-1
1-0	Fumbles-Lost	2-1
9-93	Penalties-Yards	4-40

Coaches:

South Carolina: Steve Spurrier
 Houston: Art Briles
MVP: Blake Mitchell
Attendance: 56,103




44



36



MVP Blake Mitchell tied a Bowl record by tossing four touchdown passes against Houston.



December 29, 2007

	<u>1</u>	<u>2</u>	<u>3</u>	<u>4</u>	<u>Final</u>
Mississippi State	0	3	0	7	10
UCF	0	3	0	0	3

Scoring Summary:

UCF: Torres 45 FG MSU: Carlson 23 FG MSU: Dixon 1 run (Carlson Kick)

Individual Statistics

Rushing:	Passing: (Comp/Att/Yds/Int/TDs)
MSU: Dixon 24-86	MSU: Carroll 8-18-39-1-0
UCF: Smith 35-119	UCF: Israel 10-24-88-3-0

MSU	Team Statistics	UCF
10	First Downs	13
199	Total Net Yards	219
160	Net Rushing	131
39	Net Passing	88
20-8-1	Att-Comp-Int	24-10-3
0-0	Fumbles-Lost	0-0
5-45	Penalties-Yards	3-25

Coaches:

MSU: Sylvester Croom

UCF: George O'Leary

MVP: Derek Pegues

Attendance: 63,816



10



3

PEGUES' TWO INTs GIVE MISSISSIPPI STATE EDGE OVER UCF

MEMPHIS, Tenn. (AP) -- Mississippi State's win in the AutoZone Liberty Bowl was the kind of game coach Sylvester Croom's mentor would have loved.

Playing at the site of Paul "Bear" Bryant's final game 25 years ago, the Bulldogs used power running and a dominant defense to beat Central Florida 10-3 on Saturday and earn a milestone win for the once dormant program.

Anthony Dixon powered in from the 1 for the winning touchdown with 1:54 to go and most valuable player Derek Pegues picked off two passes in a game featuring anemic offenses and 17 punts.

The Bulldogs (8-5) kept the Knights (10-4) out of the end zone and Kevin Smith from breaking the single-season rushing record. The junior finished with 119 yards, leaving him 61 shy of Barry Sanders' mark of 2,628 yards set for Oklahoma State in 1988.

It was tied with the lowest scoring AutoZone Liberty Bowl since Penn State beat Tulane 9-6 in 1979, but the pro-Mississippi State record crowd of 63,816 was rewarded for its patience as Dixon and the Bulldogs offense came alive late in the fourth quarter.

Croom, in his fourth season with Mississippi State, and the Bulldogs have played this way all year, resurrecting a program that hadn't won more than three games in six seasons.

As the Bulldogs did in big wins over Auburn, Kentucky and Alabama this season, they concentrated on the running game - both on offense and defense. Smith found the going difficult in the second half and finished with an average of 3.4 yards per carry after rushing for 188.3 yards per game during the regular season.

Dixon finished with 86 yards and became the seventh Bulldogs runner to go over 1,000 yards (1,066), but like the rest of the Bulldogs, he was ineffective much of the game.

Neither team converted a third down in the first half (0 for 16) as Mississippi State was held to 84 total yards and Central Florida to 79.

UCF quarterback Kyle Israel had 12 yards passing and two interceptions by halftime and Mississippi State's Wes Carroll had 15 yards and an interception. UCF also didn't get much help from kicker Michael Torres, who gave the Knights a 3-0 lead in the second quarter with a 45-yard field goal, but missed from 32 and 37 in the second half.

Mississippi State finished with 199 total yards and Blake McAdams tied the AutoZone Liberty Bowl record with 11 punts. The Bulldogs came up with just enough big plays after Keith Fitzhugh picked off Israel's pass at the Mississippi State 41 with 5:47 left.

Carroll, pulled the series before, returned and responded with two rushes for 17 yards and two completions for 15 yards. All went for first downs and spurred a 10-play, 59-yard drive that consumed 3:53 and finally led to a touchdown.

Pegues, fittingly, made the final key defensive play, knocking down a fourth-down pass on UCF's final drive. The Bulldogs held the Knights to 219 yards and forced four turnovers.

The junior safety gave Mississippi State two excellent opportunities with interceptions in the first 30 minutes, returning the ball to Central Florida's 6 and 38. The safety's first pick set up a 22-yard field goal by Adam Carlson in the second quarter.

As for Croom, the season began with talk about the SEC's first black head football coach needing a winning season to save his job. It ended with the Bulldogs' first bowl victory since the 2000 Independence Bowl and no more questions about job security.



Mississippi State running back Anthony Dixon (24) celebrates after scoring the game-winning touchdown against UCF.

KENTUCKY EARNS PROGRAM-BEST THIRD STRAIGHT BOWL WIN

MEMPHIS, Tenn. (AP)-- Ventrell Jenkins barreled his 285-pound frame 56 yards with the ball in his arm, but it would take some improvisation to reach the end zone and help Kentucky achieve history.

Who can blame them? This wasn't your garden-variety, go-ahead fumble return by a lineman.

No, this one gave Kentucky a 25-19 win over East Carolina in the AutoZone Liberty Bowl on Friday, and gave the Wildcats a third straight postseason victory -- a distinction not even Bear Bryant's teams were able to achieve decades earlier.

Jenkins was an unpredictable MVP after two straight Music City Bowl wins in which Kentucky's former record-setting quarterback Andre Woodson led the way.

Kentucky (7-6) never led in this one until the fourth quarter, when fellow lineman Myron Pryor, who had his own 72-yard fumble return TD earlier this year, forced a fumble with about 3 minutes left. In the scramble for the loose ball, Jenkins came up with it and rumbled down the right sideline untouched.

Lones Seiber's extra point attempt was blocked -- the third blocked extra point of the game and second off Seiber's foot.

That gave East Carolina (9-5) plenty of time to drive for the win, but the ensuing kickoff was downed at the 1. The Pirates wound up punting four plays later, and Kentucky picked up a first down before running out the clock.

Coming off its first Conference USA championship, East Carolina jumped to a 16-3 halftime lead before failing in its attempt to win a third game this season against a team from a BCS conference. It had already defeated West Virginia and ACC champion Virginia Tech.

Moments before Jenkins' heroics, it appeared Kentucky might get the go-ahead score with another fumble return -- albeit not nearly as long -- by linebacker Micah Johnson. However, instant replay determined East Carolina quarterback Patrick Pinkney was sacked on the play by Memphis native Jeremy Jarmon, so the Pirates retained possession.

Even before that, the Wildcats' defense missed another chance at a game-breaking play in the fourth quarter when Sam Maxwell's interception deep in East Carolina territory was negated by a holding penalty on teammate Winston Guy.

Although Kentucky's defensive stars were outplayed in the first half, they saved their best for when it counted.

Bryant, who took his Alabama teams to four AutoZone Liberty Bowls -- including the inaugural game 50 years ago and the final game of his career in 1982 -- was the only other Wildcats coach to lead the program to three straight bowl games. Unlike Brooks, Bryant only won two of them.

Kentucky saved virtually all its magic for the second half, in every aspect of the game, and it started when David Jones took the opening kickoff for an AutoZone Liberty Bowl-record 99-yard TD.

Minutes later, quarterback Mike Hartline, starting for injured freshman Randall Cobb, gave Kentucky its lone offensive TD when he hit Kyrus Lanxter on a crossing pattern for a 19-yard touchdown that tied the game 16-all midway through the third quarter.

Trevard Lindley, elected the Wildcats' team MVP, hyperextended his elbow while deflecting a pass in the end zone. The cornerback, who is considering leaving college a year early for the NFL, said afterward that he hadn't yet made a decision but doubted the injury would affect it.

January 2, 2009



	<u>1</u>	<u>2</u>	<u>3</u>	<u>4</u>	<u>Final</u>
Kentucky	0	3	13	9	25
East Carolina	3	13	3	0	19

Scoring Summary:

ECU: Hartman 22 FG ECU: Simmons 28 run (Hartman Kick) UK: Seiber 21 FG ECU: Freney 80 pass from Pinkney (PAT blocked) UK: Jones 99 KO return (PAT blocked) UK: Lanxter 19 pass from Hartline (Seiber Kick) ECU: Hartman 43 FG UK: Seiber 34 FG UK: Jenkins 56 fumble return (PAT blocked)

Individual Statistics

Rushing: Kentucky: Dixon 28-89 ECU: Simmons 10-44	Passing: (Comp/Att/Yds/Int/TDs) Kentucky: Hartline 19-31-204-1-1 ECU: Pinkney 18-36-296-0-1
---	---

Kentucky	Team Statistics	ECU
16	First Downs	17
310	Total Net Yards	397
106	Net Rushing	101
204	Net Passing	296
31-19-1	Att-Comp-Int	36-18-0
0-0	Fumbles-Lost	1-1
4-35	Penalties-Yards	4-17

Coaches:

Kentucky: Rich Brooks
ECU: Skip Holtz
MVP: Ventrell Jenkins
Attendance: 56,125




25



19



MVP Ventrell Jenkins of Kentucky returns an ECU fumble 56-yards for the game winning TD in the final minutes of the 50th AutoZone Liberty Bowl.



January 2, 2010

	1	2	3	4	OT	Final
Arkansas	0	0	17	0	3	20
East Carolina	0	10	7	0	0	17

Scoring Summary:

ECU: Lindsay 3 yd run (Hartman kick) ECU: Hartman 33 yd FG ARK: Tejada 25 yd FG
 ARK: Thomas 37 yd INT return (Tejada kick) ECU: Harris 13 yd pass from Pinkney
 (Hartman kick) ARK: Wright 41 yd pass from Mallett (Tejada kick) OT ARK: Tejada 37
 yd FG

Individual Statistics

Rushing:	Passing: (Comp/Att/Yds/Int/TDs)
Arkansas: Green 11-54	Arkansas: Mallett 15-36-202-0-1
ECU: Lindsay 33-151	ECU: Pinkney 17-33-209-2-1

Arkansas	Team Statistics	ECU
10	First Downs	24
283	Total Net Yards	393
81	Net Rushing	184
202	Net Passing	209
36-15-0	Att-Comp-Int	33-17-2
3-1	Fumbles-Lost	2-1
4-25	Penalties-Yards	4-10

Coaches:

Arkansas: Bobby Petrino
 ECU: Skip Holtz
MVP: Ryan Mallett
Attendance: 62,742



20



17



Arkansas QB Ryan Mallett earned MVP honors after tossing a second half touchdown to lead the Razorbacks to a 20-17 overtime win against East Carolina .

TEJADA'S BOOT LIFTS ARKANSAS TO VICTORY IN OVERTIME

MEMPHIS, Tenn. (AP) -- Alex Tejada kicked the ball through the uprights, turned around and ran toward the opposite end of the field. His Arkansas teammates chased him all the way to the end zone amid a wild scene of celebration and relief.

Tejada's 37-yard field goal in overtime gave Arkansas a 20-17 win in the AutoZone Liberty Bowl on Saturday night after East Carolina's Ben Hartman missed two field goal attempts late in regulation and another in the extra session. Tejada, who missed an overtime kick in a loss to LSU to end the regular season, redeemed himself by helping the Razorbacks overcome the upset-minded Pirates.

Tejada missed a crucial kick in a loss to Florida in October, and his miss against LSU prevented the Razorbacks from forcing a second overtime.

Tejada missed from 43 yards in the fourth quarter Saturday, but his struggles were nothing compared with Hartman's. The East Carolina senior missed four attempts in all, each at the same end of the field. He was short from 45 yards in the first quarter, then hit the left upright from 39 yards with 1:03 remaining in regulation with the score tied.

He missed from 39 yards again on the final play of the fourth quarter, then missed from 35 in overtime.

Arkansas (8-5) had won only two of its previous 14 bowls, and the Razorbacks insisted they were unusually focused on this one. It didn't show. Arkansas' vaunted offense had the ball for only 22:05. Mallett was named most valuable player, but he only went 15 of 36 for 202 yards and a touchdown.

The AutoZone Liberty Bowl is right across the Mississippi River from Arkansas, but the Razorbacks were playing in the game for the first time since 1987. Except for a small section of purple in one corner, the crowd was a sea of Arkansas red.

Those fans watched their team go 0 of 13 on third down. The low point came toward the end of regulation: After Hartman's miss with just over a minute remaining, the Razorbacks went three-and-out in only 29 seconds, allowing the Pirates (9-5) to set up Hartman again.

This potential game-winner went wide right.

Hartman's field goal and two extra points in the game were enough to break the school's career scoring record, but that was small consolation.

Dominique Lindsay rushed for 151 yards on 33 carries for East Carolina. His 3-yard touchdown run opened the scoring in the second quarter, ending a 99-yard drive by the Pirates. It was 10-0 at halftime, the first time the Razorbacks had been shut out in the first half since September against Alabama.

The Razorbacks tied it in the third quarter with a defensive touchdown when Tramain Thomas intercepted a pass and ran 37 yards to the end zone.

East Carolina took the lead again on Patrick Pinkney's 13-yard touchdown pass to Dwayne Harris with 5:52 left in the third. Arkansas answered 36 seconds later when Mallett threw a 41-yard scoring pass to Jarius Wright to make it 17-all.

Still, it was a struggle for the Razorbacks, who became only the second major college team this season to win without converting a third down. Colorado State went 0 for 8 while beating Weber State in September, according to STATS LLC.

The last time Arkansas played in the AutoZone Liberty Bowl, the Razorbacks lost to Georgia 20-17 on a last-second field goal by John Kasay. That kick was from 39 yards, the same distance as Hartman's fourth-quarter misses.

UCF CAPS BEST SEASON IN SCHOOL HISTORY WITH BOWL WIN

MEMPHIS, Tenn. (AP) -- Latavius Murray scored on a 10-yard touchdown run with 9:01 left, and UCF held on to beat Georgia 10-6 Friday in the AutoZone Liberty Bowl and cap the best season in school history with the program's first postseason victory.

The Knights (11-3) had never won more than 10 games in a season and had lost their first three bowl games, including their last visit here in 2007. The Conference USA champs made this win even sweeter by knocking off a Southeastern Conference team in the process, just their second win over that league. The Knights had been 1-13 with the lone win over Alabama in 2000.

Georgia (6-7) snapped a four-game bowl winning streak with its first loss since the 2006 Sugar Bowl. Worse for the Bulldogs is notching their first losing season since going 5-6 in 1996. Georgia coach Mark Richt didn't accept the runner-up trophy, instead telling an official to get it to him later.

The Bulldogs had the ball longer and last, converting two fourth downs before Kemal Ishmael knocked down Aaron Murray's final long throw into the end zone as time expired.

Murray's first deep throw into the end zone landed incomplete and the clock appeared to run out but replay officials reviewed the play and ruled the clock should have stopped with 2 seconds left.

Players from both teams went back to their sideline.

The Bulldogs had one more shot to pull out the win. Murray rolled to his left and heaved the ball into the end zone, but Ishmael knocked it to the ground with one hand to start the Knights' celebration.

Latavius Murray finished with 104 yards on 18 carries, but it was the Knights' defense that pulled out this victory.

UCF came in with C-USA's stingiest defense and 18th best in the nation. The Knights held Georgia to 280 yards total offense, well below the Bulldogs' average of 393.8. Senior captain and two-time C-USA defensive player of the year Bruce Miller had 1 1/2 sacks in the fourth quarter, including one on the final drive.

They picked off Murray twice and sacked him a total of three times.

UCF had its struggles moving the ball. The Knights finished with 241 yards on offense and Georgia picked off freshman Jeff Godfrey twice, including once in the end zone.

They moved the ball when it mattered most, and Murray capped the 65-yard drive with the winning TD.



December 31, 2010

	<u>1</u>	<u>2</u>	<u>3</u>	<u>4</u>	<u>Final</u>
Georgia	3	0	3	0	6
UCF	0	3	0	7	10

Scoring Summary:

UGA: Walsh 20yd FG UCF: Cattoi 22yd FG UGA: Walsh 41 yd FG UCF: Murray 10yd run (Cattoi kick)

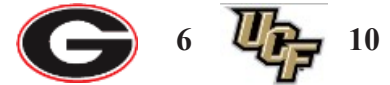
Individual Statistics

Rushing:	Passing: (Comp/Att/Yds/Int/TDs)
UGA: Ealey 16-60	UGA: Murray 21-38-198-2-0
UCF: Murray 18-104	UCF: Godfrey 16-29-117-0-2


UGA	Team Statistics	UCF
19	First Downs	16
280	Total Net Yards	241
82	Net Rushing	124
198	Net Passing	117
38-21-2	Att-Comp-Int	30-16-2
0-0	Fumbles-Lost	0-0
5-35	Penalties-Yards	3-30

Coaches:

UGA: Mark Richt
 UCF: George O'Leary
MVP: Latavius Murray
Attendance: 51,231



MVP Latavius Murray reaches the end zone in the fourth quarter to secure the victory for UCF.



December 31, 2011

	1	2	3	4	Final
Cincinnati	0	14	0	17	31
Vanderbilt	7	0	7	10	24

Scoring Summary:

VAN: Stacy 7 Yd Run (Fowler Kick); CIN: Winn 69 Yd Run (Miliano Kick); CIN: McClung 8 Yd Pass From Collaros (Miliano Kick); VAN: Seymour 5 Yd Run (Fowler Kick); CIN: Miliano 44 Yd FG; VAN: Boyd 68 Yd Pass From Smith (Fowler Kick); CIN: Abernathy 90 Yd Kickoff Return (Miliano Kick); CIN: Pead 12 Yd Run (Miliano Kick); VAN: Fowler 35 Yd FG

Individual Statistics

Rushing:	Passing: (Comp/Att/Yds/Int/TDs)
CIN: Pead 28-149	CIN: Collaros 12-29-80-2-1
VAN: Stacy 18-57	VAN: Smith 8-19-142-1-1

CIN	Team Statistics	VAN
20	First Downs	14
301	Total Net Yards	295
221	Net Rushing	127
80	Net Passing	168
29-12-2	Att-Comp-Int	34-12-2
0-0	Fumbles-Lost	1-1
5-55	Penalties-Yards	6-39

Coaches:

CIN: Butch Jones
 VAN: James Franklin
 MVP: Isaiah Pead
 Attendance: 57,103



31



24

KICKOFF RETURN TD SPARKS CINCINNATI PAST VANDERBILT

MEMPHIS, Tenn. (AP) -- Cincinnati coach Butch Jones rang the bell on the AutoZone Liberty Bowl trophy, eager to get the Bearcats' party started.

And he knew just the place to celebrate in Memphis.

"We officially get to ring in the New Year on Beale Street," Jones yelled.

Isaiah Pead ran for 149 yards and a touchdown, and Ralph David Abernathy IV's 90-yard kickoff return early in the fourth quarter put Cincinnati ahead to stay as the Bearcats edged Vanderbilt 31-24.

The Bearcats (10-3) capped the season with their third straight victory by snapping a two-game skid in bowl games. It was their first bowl win since downing Southern Miss in the 2007 Papa-Johns.com Bowl. They also notched their fourth 10-win season in the past five years, bouncing back from 4-8 in 2010 during Jones' first season.

But the co-Big East Conference champs had to work to put away Vanderbilt (6-7), a team that tied for fourth in the SEC's East Division, despite forcing three turnovers and coming up with two sacks. The Commodores led 21-17 when Abernathy became the first Cincinnati player to return a kickoff for a TD in the program's 13 bowl appearances.

Abernathy is the grandson of the civil rights leader who was in Memphis with Martin Luther King when he was assassinated in 1968 at the Lorraine Motel, a few miles away from the Liberty Bowl Memorial Stadium.

Vanderbilt cornerback Casey Hayward called the return a dagger, and Jones called it very fitting for the Abernathy family.

Vandy's Archibald Barnes blocked Tony Miliano's 39-yard field goal with 3:58 left, giving the Commodores the ball with plenty of time to go ahead. Nick Temple picked off Larry Smith's pass with 3:15 remaining, and Pead sealed the victory with a 12-yard TD run with 1:52 left.

Pead was the game's MVP, and the senior finally got to celebrate a bowl win.

Vanderbilt kicked a 35-yard field goal with 35 secs left, but the Bearcats recovered the onside kick to kneel down for the victory.

George Winn also scored on a 69-yard TD run when he replaced Pead, while the Big East Offensive Player of the Year got his helmet fixed.

Zach Collaros, playing for the first time since breaking his right ankle Nov. 12, threw a touchdown pass but was intercepted twice. He was just 12-29 for 80 yards, though he moved around well.

This was only the fifth bowl for the SEC's only private university yet the second in four seasons. But the Commodores had trouble getting their offense going to match a defense that came up with three sacks and two interceptions -- both by Casey Hayward.

Smith replaced Jordan Rodgers at quarterback in the third quarter, and he threw for a season-high 142 yards, including a short pass to Chris Boyd that the receiver took 68 yards up the right sideline before pulling up early and diving into the end zone for a 21-17 lead with 14:03 left that lasted only as long as Abernathy could sprint down field after the kickoff.

The Bearcats led 14-7 at halftime and couldn't take advantage of two Vanderbilt turnovers in the third quarter.

The Commodores first muffed the opening kickoff before Rodgers was intercepted by Camerron Cheatham. Rodgers, the younger brother of NFL Green Bay Packers quarterback Aaron Rodgers, didn't play after that. Franklin turned to Smith, who started the Commodores' Music City Bowl win in 2008.

Rodgers was 4-14 for 26 yards passing and ran for 33 yards. The Commodores had 106 yards total offense in the first half but finished with 295.

Smith nearly pulled it off. He drove the Commodores 52 yards with a couple of key passes to set up Jerron Seymour's 5-yard TD run with 3:53 left in the quarter to tie it up at 14-all.

Zac Stacy also ran for a TD.



MVP Isaiah Pead rushed for 149 yards on 28 carries and wrapped up the 2011 AutoZone Liberty Bowl for Cincinnati with a 12-yard TD run late in the 4th quarter.

TULSA GETS REVENGE ON IOWA STATE

MEMPHIS, Tenn. (AP) -- Tulsa capped one of the greatest seasons in school history by relying on the two strengths that carried the Golden Hurricane all season: running the ball and rushing the passer.

Trey Watts rushed for 149 yards, Alex Singleton ran for three scores and Tulsa avenged a season-opening loss to Iowa State with a 31-17 victory in the AutoZone Liberty Bowl on Monday.

Tulsa's defense recorded five sacks, forced three turnovers and held Iowa State scoreless over the final three quarters as the Golden Hurricane erased an early 10-point deficit.

The Golden Hurricane (11-3) posted the second 11-win season in school history. Tulsa, which has the smallest enrollment of any Football Bowl Subdivision program, also finished 11-3 in 2008.

Iowa State (6-7) rallied to beat Tulsa 38-23 on Sept. 1, but the Golden Hurricane put together the comeback in the rematch. Tulsa trailed 17-7 at the end of the first quarter.

Both teams had changed quite a bit since that regular-season opener.

Iowa State's Steele Jantz, who threw two touchdown passes and ran for a third score in the season opener, lost his starting job to red-shirt freshman Sam Richardson. The Cyclones' leading rusher (Shontrelle Johnson) and top tackler (Jake Knott) from the Sept. 1 game missed the AutoZone Liberty Bowl with injuries.

Tulsa linebacker Shawn Jackson, a three-year starter who was serving a three-game suspension during the first meeting, sacked Richardson on consecutive plays late in the first quarter Monday and forced a fumble in the game's closing minutes.

After going 6 for 7 for 114 yards and a touchdown in the first quarter, Richardson was 4 of 14 for 15 yards with an interception the rest of the day while battling flu-like symptoms. Jantz replaced Richardson early in the fourth quarter.

Iowa State capitalized on big plays to take an early 17-7 lead in front of a partisan crowd. About 80 percent of the fans were dressed in Iowa State cardinal-and-gold.

After Edwin Arceo capped Iowa State's opening series with a 33-yard field goal, Jeremy Reeves put the Cyclones in front 10-0 with a 31-yard interception return midway through the first quarter.

Tulsa answered with Singleton's 2-yard touchdown dive, but Richardson connected with tight end Ernst Brun for a 69-yard score on Iowa State's ensuing possession.

But after moving the ball at will in the opening period, Iowa State's offense did virtually nothing right the rest of the day.

Tulsa took the lead for good with a pair of touchdown runs -- an 8-yarder from quarterback Cody Green and a 2-yarder from Singleton -- in the first four minutes of the second quarter. Tulsa extended the lead to 28-17 in the third quarter on Singleton's 1-yard dive on fourth-and-goal.

The Golden Hurricane's comeback followed a familiar pattern. Tulsa headed into the bowl game ranked third in the nation in sacks (48) and 11th in rushing (240.2).



December 31, 2012

	<u>1</u>	<u>2</u>	<u>3</u>	<u>4</u>	<u>Final</u>
Iowa State	17	0	0	0	17
Tulsa	7	14	7	3	31

Scoring Summary:

ISU: Arceo 33yd FG ISU: Reeves 31yd Int Return (Arceo kick) TULSA: Singleton 2yd run (Schwarz kick) ISU: Brun 69 yd pass from Richardson (Arceo kick) TULSA: Green 8yd run (Schwarz kick) TULSA: Singleton 2yd run (Schwarz kick) TULSA: Singleton 1 yd run (Schwarz kick) TULSA: Schwarz 40 yd FG

Individual Statistics

Rushing:	Passing: (Comp/Att/Yds/Int/TDs)
ISU: Richardson 10-46	ISU: Richardson 10-21-129-1-1
TULSA: Watts 25-149	TULSA: Green 11-23-93-1-0

ISU	Team Statistics	TULSA
9	First Downs	23
268	Total Net Yards	410
98	Net Rushing	317
170	Net Passing	93
28-14-2	Att-Comp-Int	23-11-1
1-1	Fumbles-Lost	0-0
9-84	Penalties-Yards	9-73

Coaches:

ISU: Paul Rhoads
TULSA: Bill Blankenship
MVP: Trey Watts
Attendance: 53,687




17



31



MVP Trey Watts breaks a long fourth quarter run to set up a pivotal touchdown for Tulsa.



December 31, 2013

	1	2	3	4	Final
Rice	7	0	0	0	7
Mississippi State	7	20	14	3	44

Scoring Summary:

RICE: Ross 1 Yd Run (Boswell Kick); STATE: Perkins 10 Yd Pass from Prescott (Sobiesk Kick); STATE: Shumpert 1 Yd Run (Sobiesk Kick); STATE: Johnson 13 Yd Pass from Prescott (Sobiesk Kick blocked); STATE: Samuel 4 Yd Pass from Prescott (Sobiesk Kick); STATE: Prescott 5 Yd Run (Sobiesk Kick); STATE: Prescott 11 Yd Run (Sobiesk Kick); STATE: Earjhart 19 Yd FG

Individual Statistics

Rushing:	Passing: (Comp/Att/Yds/Int/TDs)
Rice: Ross 10-28	Rice: McHargue 8-15-84-0-0
Mississippi State: Prescott 14-78	Mississippi State: Prescott 17-28-283-0-3

Rice	Team Statistics	Mississippi State
7	First Downs	27
145	Total Net Yards	533
61	Net Rushing	239
84	Net Passing	294
16-8-0	Att-Comp-Int	30-18-0
2-1	Fumbles-Lost	1-1
3-18	Penalties-Yards	2-30

Coaches:

Rice: David Bailiff
 Mississippi State: Dan Mullen
MVP: Dak Prescott
Attendance: 57,846



7



44



Quarterback Dak Prescott, the game's MVP, accounted for 5TDs (3 passing, 2 rushing) to lead Mississippi State to their third AutoZone Liberty Bowl trophy.

MISSISSIPPI STATE POUNDS RICE

MEMPHIS, Tenn. -- Dak Prescott delivered a performance that would have made his mother proud.

Prescott threw three touchdown passes and ran for two more scores Tuesday as Mississippi State trounced Rice 44-7 in the most one-sided AutoZone Liberty Bowl victory in the game's 55-year history. The sophomore quarterback delivered arguably the finest performance of his career less than two months after his mother, Peggy, died of cancer.

Mississippi State (7-6) wrapped up its fourth straight winning season and prevented Rice (10-4) from winning bowl games in back-to-back years for the first time. All of Mississippi State's losses this season came against teams currently in the Top 25: No. 13 Oklahoma State, No. 2 Auburn, No. 14 LSU, No. 8 South Carolina, No. 20 Texas A&M and No. 3 Alabama.

The Bulldogs became bowl eligible by closing the regular season with consecutive overtime victories over Arkansas and Ole Miss. This marks the first time since 1974 that Mississippi State has closed a season with three straight wins.

Prescott, who set an AutoZone Liberty Bowl record by accounting for five touchdowns, was 17 of 28 for 283 yards passing and also ran for 78 yards on 14 carries. Prescott's performance delighted a partisan crowd of 57,846 and capped a triumphant late-season performance amid personal tragedy for the sophomore quarterback. Prescott came off the bench in the fourth quarter to lead Mississippi State to a 17-10 overtime victory over Ole Miss last month that earned the Bulldogs a bowl bid.

Although Prescott and senior Tyler Russell had shared quarterback duties throughout the regular season, Prescott had the job to himself in the AutoZone Liberty Bowl while Russell recovered from surgery to repair a torn labrum in his throwing shoulder. Prescott responded better than anyone could have reasonably imagined.

Prescott wasn't Mississippi State's only star on a night when the Bulldogs outgained Rice 533-145 and scored the game's final 44 points. Mississippi State's Jameon Lewis caught nine passes for 220 yards to break the AutoZone Liberty Bowl receiving record held by Houston's Vincent Marshall, who had 201 yards in a 44-36 loss to South Carolina in 2006. Lewis also set the school single-game record.

The Bulldogs also played dominant defense.

Rice had won the Conference USA title -- its first outright league championship of any kind since 1957 -- by relying on a rushing attack that was ranked 16th among all Football Bowl Subdivision teams. Rice gained only 61 yards rushing -- 179 below its season average -- on 32 carries against Mississippi State. Charles Ross, who entered the day having rushed for 1,252 yards and 14 touchdowns this season, was held to 28 yards on 10 carries.

Rice took an early lead on Ross' 1-yard touchdown run, but Mississippi State took control by reaching the end zone on six of its next seven possessions. Prescott threw first-half touchdown passes to LaDarius Perkins, Malcolm Johnson and Artimus Samuel before running for two scores in the third quarter.

AGGIES WIN SHOOTOUT OVER WVU

MEMPHIS, Tenn. -- The Texas A&M Aggies and West Virginia Mountaineers provided offensive fireworks for 51, 282 in attendance.

Led by quarterback Kyle Allen, the Aggies scored an ample amount of points to defeat the Mountaineers in the 56th AutoZone Liberty Bowl .

Texas A&M (8-5) ended the season on high note after a bumpy season in 2014. At the beginning of the year, many wondered how the Aggies would make up for losing star quarterback, Johnny Manziel. However, the Aggies were on top of college football after a impressive performance against top 10 ranked South Carolina. But after certain miscues during the season, the Aggies could not find consistency at quarterback in the tough SEC West division. Although in post-season play, they found a stellar quarterback in Kyle Allen to lead them to victory against West Virginia.

Allen, only making his 5th start in his career, accounted for 5 total touchdowns in the game and earned MVP honors. Although, the Aggies faced an early 10 point defect due to an interception thrown by Allen to West Virginia defensive back KJ Dillion for a touchdown. Yet, they battled back and forth against the Mountaineers in an offensive shoot-out. The first quarter alone casted 34 points between the two teams. The game was the second highest scoring game in AutoZone Liberty Bowl history .

The Aggies struggled in all areas during the 2014 season including on defense. However, the defense rose to the occasion allowing the Aggies to secure their fourth straight bowl victory. The defense held the Mountaineers, a top 10 offense, to 4 yards a carry.

West Virginia faced their own struggles during the season. They lost their quarterback who started all season, Clink Trickett to a concussion and an unexpected retirement. So, freshman Skyler Howard was named starter for the second time in his career for the bowl game. Impressively, he threw for 346 yards with the help of the offensive weapon, 1st round draft pick Kevin White. White accounted for 129 yards with one touchdown, but it wasn't enough.

West Virginia coach Dana Holgorsen said the offense had "too many stalled drives." He added, "When you play a game that you're going to have to score 46 points to win it, you can't settle for that many field goals. We just didn't score enough points."

Those 45 points scored by the Aggies came with the help of the rushing game. Thanks to a 133- yard performance by Tra Carson, the Aggies had the upper hand in the time of possession (32:50). Kyle Allen also had help from the Texas A&M receiver corps. Malcome Kennedy accounted for two touchdowns, and Josh Reynolds and Trey Williams scored a touchdown each.

The Texas A&M victory proved to be a success that would propel them into the 2015 season with high hopes. Allen said after the game, "Next year we're going to be a much more experienced team, and we're going to work hard in the offseason because we know what's at stake and how our work ethic this year didn't produce the record we want . It's going to be great for us, winning this game, for confidence."



December 29, 2014

	1	2	3	4	Final
Texas A&M	14	14	17	0	45
West Virginia	20	7	3	7	37

Scoring Summary:

TAMU: Reynolds 44 Yd Pass from Allen (Lambo Kick); WVU: Lambert 32 Yd FG; WVU: Alford 45 Yd pass from Howard (Lambert Kick); WVU: Dillon 35 Yd INT return (Lambert Kick); TAMU: Williams 40 Yd Pass from Allen (Lambo Kick); WVU: 40 Yd FG; TAMU: Kennedy 11 Yd Pass from Allen (Lambo Kick); WVU: White 49 Yd pass from Howard (Lambert Kick); TAMU: Allen 14 Yd Run (Lambo kick); TAMU: Lambo 26 Yd FG; TAMU: Williams 18 Yd Run (Lambo kick); WVU: Lambert 31 Yd FG; TAMU: Kennedy 9 Yd pass from Allen (Lambo kick); WVU: Wellman 4 Yd pass from Howard (Lambert Kick);

Individual Statistics

Rushing:	Passing: (Comp/Att/Yds/Int/TDs)
TAMU: Carson 25-133	TAMU: Allen 22-35-294-1-4
WVU: Smallwood 8-77	WVU: Howard 20-45-346-0-3

Texas A&M	Team Statistics	West Virginia
28	First Downs	21
529	Total Net Yards	472
235	Net Rushing	126
294	Net Passing	346
35-22-1	Att-Comp-Int	45-20-0
0-0	Fumbles-Lost	1-1
8-102	Penalties-Yards	7-45

Coaches:

West Virginia: Dana Holgorsen
 Texas A&M: Kevin Sumlin
 MVP: Kyle Allen
 Attendance: 51,282




37



45



Quarterback Kyle Allen, the game's MVP, scored for 5 TDs (4 passing, 1 rushing) to lead Texas A&M to their first AutoZone Liberty Bowl trophy.



January 2, 2016

	<u>1</u>	<u>2</u>	<u>3</u>	<u>4</u>	<u>Final</u>
KSU	10	3	10	0	23
ARK	14	10	7	14	45

Scoring Summary

KSU: Winston Dimel 10 Yd Run (Matthew McCrane Kick); ARK: Alex Collins 22 Yd Run (Cole Hedlund Kick); KSU: Matthew McCrane 36 Yd Field Goal; ARK: Jared Cornelius 13 Yd Run (Cole Hedlund Kick); ARK: Alex Collins 13 Yd Run (Cole Hedlund Kick); ARK: Cole Hedlund 26 Yd Field Goal; KSU: Matthew McCrane 21 Yd Field Goal; KSU: Winston Dimel 48 Yd pass from Kody Cook (Matthew McCrane Kick); ARK: Jeremy Sprinkle 6 Yd pass from Brandon Allen (Cole Hedlund Kick); KSU: Matthew McCrane 32 Yd Field Goal; ARK: Alex Collins 14 Yd Run (Cole Hedlund Kick); ARK: Kody Walker 10 Yd Run (Cole Hedlund Kick)

Individual Statistics

Rushing:	Passing: (Comp/Att/Yds/Int/TDs)
KSU: Jones 6-40	KSU: Cook 12-24-163-0-1
ARK: Collins 23-185-3	ARK: Allen 20-26-315-1-1

KSU	Team Statistics	ARK
13	First Downs	30
242	Total Net Yards	569
79	Net Rushing	254
163	Net Passing	315
25-12-1	Att-Comp-Int	26-20-1
0	Fumbles-Lost	0
4-25	Penalties-Yards	2-20

Coaches:

KSU: Bill Snyder
ARK: Bret Bielema
MVP: Alex Collins
Attendance: 61,136



Running Back Alex Collins, the game's MVP, accounted for 3 TDs (23 carries, 185 yards) to lead Arkansas to their 45-23 victory over Kansas State and their second AutoZone Liberty Bowl trophy.

Arkansas Runs Past K-State, 45-23

MEMPHIS, Tenn. (AP) — It ultimately didn't matter much who Kansas State started at quarterback in the AutoZone Liberty Bowl.

The defense's inability to slow down Arkansas would have doomed the Wildcats no matter who ran their offense.

Alex Collins ran for 185 yards and three touchdowns and Arkansas capped its late-season surge with a 45-23 victory over Kansas State on Saturday to snap the Wildcats' three-game winning streak.

Kansas State (6-7) finished a season below .500 for the first time since Snyder began his second stint as coach in 2009.

Snyder added some intrigue to this game by making a quarterback switch.

Kody Cook started at quarterback for the first time in his career Saturday. Cook was Kansas State's second-leading receiver during the regular season while also backing up quarterback Joe Hubener.

Snyder said Cook had earned the starting assignment with his practice performance.

Cook went 12 of 24 for 163 yards and threw a 48-yard touchdown pass to Winston Dimel, who also had a 10-yard touchdown run. Cook improved his accuracy in the second half and seemed intent on continuing Kansas State's late-season penchant for comebacks.

Kansas State had erased a 21-point deficit against Iowa State and had come from behind to beat West Virginia during its winning streak, but it couldn't complete the comeback this time. Collins wouldn't allow it.


Collins had touchdown runs of 22 yards and 13 yards in the first 17 minutes. His total of three touchdown runs tied a Liberty Bowl record. He also had a 68-yard kickoff return that set up Jared Cornelius' 13-yard touchdown on an end around.

Kansas State trailed 31-23 late in the third quarter and appeared ready to make a stop when Arkansas knocked out the Wildcats with a one-two punch.

Facing third-and-13, Arkansas' Brandon Allen found All-American tight end Hunter Henry down the left sideline for a 43-yard completion. On the next play, Collins spun away from a couple of defenders, eluded the grasp of a third and dragged a couple more into the end zone for a 14-yard touchdown with 12:04 remaining.

Kansas State wouldn't threaten again in a matchup that pitted two friends against each other. Arkansas coach Bret Bielema worked as an assistant coach on Snyder's Kansas State staff from 2002-03. When Arkansas was struggling early this season, Bielema even sought Snyder for advice.

The game had a scary moment late in the second quarter when Arkansas' Dominique Reed was carted off the field on a stretcher. Reed was on the ground for several minutes after making a 15-yard reception. Replays appeared to show him taking a blow to the side of the head at the end of the play. Reed was taken to the hospital for precautionary reasons, but Bielema said the junior receiver was in the locker room after the game.



December 30, 2016

	<u>1</u>	<u>2</u>	<u>3</u>	<u>4</u>	<u>Final</u>
UGA	7	7	7	10	31
TCU	9	7	7	0	23

Scoring Summary

UGA: Sony Michel 4 Yd Run (Rodrigo Blankenship Kick); TCU: Brandon Hatfield 40 Yd Field Goal; TCU: Kenny Hill 10 Yd Run (Brandon Hatfield Kick Failed); TCU: John Diarse 10 Yd Pass from Kenny Hill (Brandon Hatfield Kick); UGA: Sony Michel 33 Yd Pass from Jacob Eason (Rodrigo Blankenship Kick); UGA: Javon Wims 4 Yd Pass from Jacob Eason (Rodrigo Blankenship Kick); TCU: John Diarse 9 Yd Pass from Kenny Hill (Brandon Hatfield Kick); UGA: Rodrigo Blankenship 30 Yd Field Goal; UGA: Nick Chubb 13 Yd Run (Rodrigo Blankenship Kick)

Individual Statistics

Rushing:	Passing: (Comp/Att/Yds/Int/TDs)
UGA: Chubb 17-142-1	UGA: Eason 12-21-164-0-2
TCU: Hicks 15-88	TCU: Hill 18-27-146-0-2

UGA	Team Statistics	TCU
17	First Downs	17
412	Total Net Yards	321
248	Net Rushing	175
164	Net Passing	146
21-12-0	Att-Comp-Int	28-18-0
2-1	Fumbles-Lost	2-2
7-45	Penalties-Yards	2-10

Coaches:

UGA: Kirby Smart
 TCU: Gary Patterson
 MVP: Trenton Thompson
 Attendance: 51,087



Defensive Tackle Trenton Thompson, the game's MVP, set the Bowl record for sacks with 3.

Georgia Rallies to Beat TCU

MEMPHIS, Tenn. (AP) -- No matter how difficult it was to find running room early on, Georgia kept trying to establish its ground attack.

That stubborn approach eventually paid off.

Nick Chubb and Sony Michel combined to rush for 229 yards and two touchdowns Friday as Georgia came from behind in the fourth quarter to beat TCU 31-23 in the AutoZone Liberty Bowl.

"At the end of the day, we were able to run the ball when we had to run the ball and they knew we had to run the ball," Georgia coach Kirby Smart said. "That's a mark of two good backs. That's the mark of some tough guys up front."

Chubb rushed for 142 yards and a touchdown on 17 carries, while Michel ran for 87 yards and a score on 16 attempts. Michel also had a 33-yard touchdown catch. The two juniors already have announced that they plan to return to school for their senior seasons.

Held in check for much of the game, Chubb closed the third quarter with a 48-yard burst that set up Rodrigo Blankenship's field goal to put Georgia ahead 24-23 with 13:27 left. Chubb then rushed for 57 yards in the final period, including a 13-yard touchdown with 2:48 remaining.

"We never stopped," Chubb said. "Nobody on our offense stopped. Nobody on our team stopped. We kept pounding."

Georgia (8-5) restored some pride to the Southeastern Conference. The SEC had entered the day with a 1-4 bowl record, a major step back for a league that went 9-2 in bowl games last year to set a record for bowl victories.

The Bulldogs also sent TCU (6-7) to only its third losing year in Gary Patterson's 16 full seasons as coach. Missed opportunities proved costly for the Horned Frogs, who led 16-7 in the first half and carried a 23-21 advantage into the fourth quarter.


"It was a game that we could have easily won, but you've got to make plays," Patterson said. "For us, it's kind of been the story of our season."

Brandon Hatfield was wide right on a 47-yard field goal attempt that would have put TCU ahead with 7:57 remaining. He also missed an extra point attempt earlier as well as a 41-yard field goal.

Both of Hatfield's missed field goals came after Trenton Thompson sacked Kenny Hill in third-down situations. Thompson set an AutoZone Liberty Bowl record with three sacks and was named the game's most valuable player.

After Hatfield missed his 47-yarder, Georgia went on a 70-yard touchdown drive to extend its lead to 31-23. Deandre Baker clinched the victory by breaking up Hill's fourth-and-4 pass from the Georgia 44 with 1:14 remaining.

Hill threw a pair of touchdown passes to John Diarse and also ran for a third score, but he was sacked five times and lost a fumble. Georgia's Jacob Eason was 12 of 21 for 164 yards with two touchdown passes.



December 30, 2017

	<u>1</u>	<u>2</u>	<u>3</u>	<u>4</u>	<u>Final</u>
Iowa State	7	7	7	0	21
Memphis	7	3	10	0	20

Scoring Summary

ISU: Hakeem Butler 52 Yd pass from Kempt (Garret Owens Kick); MEM: Anthony Miller 10 Yd pass from Ferguson (Riley Patterson kick); ISU: Joel Lanning 2 Yd Run (Garrett Owens Kick); MEM: Riley Patterson 34 Yd field goal; MEM: Phil Mayhue 36 Yd pass from Riley Ferguson (Riley Patterson Kick); ISU: Allen Lazard 5 Yd Pass from Kyle Kempt (Garrett Owens Kick); MEM: Riley Patterson 30 yd field goal

Individual Statistics

Rushing:	Passing: (Comp/Att/Yds/Int/TDs)
ISU: Montgomery 24-52-0	ISU: Kempt 24-38-314-0-2
Memphis: Taylor 17-68-0	Memphis: Ferguson 21-33-286-0-2

ISU	Team Statistics	Memphis
22	First Downs	17
346	Total Net Yards	339
32	Net Rushing	53
314	Net Passing	286
38-24-0	Att-Comp-Int	33-21-0
2-1	Fumbles-Lost	1-0
3-20	Penalties-Yards	5-34

Coaches:

ISU: Matt Campbell
 Memphis: Mike Norvell
 MVP: Allen Lazard
 Attendance: 57,266



Wide receiver Allen Lazard, the game's MVP, tied the Bowl record for receptions with 10.

Iowa State edges No. 19 Memphis 21-20 in AutoZone Liberty Bowl

MEMPHIS, Tenn. (AP) — Iowa State proved its season-long bid to raise its standards was more than just a slogan.

Allen Lazard tied a Liberty Bowl record with 10 catches and put Iowa State ahead with a remarkable 5-yard touchdown reception in the third quarter Saturday, and the Cyclones beat No. 19 Memphis 21-20 on the Tigers' home field.

The victory gave Iowa State (8-5) its first bowl victory since a 2009 Insight Bowl triumph and marked the Cyclones' third win over a Top 25 team this season. That's the step forward Iowa State had in mind when it made "Raise The Standard" its team motto.

"The thing that finally resonates in our program is that this can happen, not only with our players but the people outside of our program, that success and winning football games at Ames, Iowa, can really happen," Iowa State coach Matt Campbell said.

Iowa State's progress was evident in the way it held on to win after its only lost fumble of the season. Iowa State was attempting to become the first Football Bowl Subdivision team to go an entire season without losing a fumble.

The Cyclones led 21-20 and had third-and-goal from the 1 when David Montgomery fumbled as he was crossing the goal line. As replay officials reviewed the play, Campbell told his players he hoped the call wasn't overturned because it would enable the Cyclones to show how they'd matured since a heartbreaking 20-19 loss to Kansas State in their regular-season finale.

"Coach was out there preaching to us in the defensive huddle this is what we wanted, to show people that we'd learned from what we'd been through," Iowa State linebacker Joel Lanning said.

Memphis (10-3) drove to the Iowa State 40 but lost the ball when Riley Ferguson overthrew Phil Mayhue on fourth-and-10 with 1:52 remaining. Iowa State ran out the clock from there.

"It was kind of hard getting the ball out, but at the same time, I've got to find a way to make a play," said Ferguson, who went 21 of 33 for 286 yards and two touchdowns but was sacked six times. "There on the last play, I've got to find a way to make that throw to Phil, no matter whether I have pressure on my face or not."

Iowa State pulled ahead 21-17 with 4:28 left in the third quarter when Kyle Kempt's pass appeared to get deflected just before Lazard caught it in the back of the end zone.

The touchdown came after a roughing-the-passer penalty on Genard Avery wiped out an interception by Memphis' Curtis Akins and gave the Cyclones first-and-goal.

"I was just playing the play out," Avery said. "I feel like it was a bad call."

Lazard had 142 yards receiving in his final college game and was named the Liberty Bowl's most valuable player. The only other players to catch 10 passes in a Liberty Bowl were Louisville's Deion Branch in 2000 and Arkansas' Bobby Joe Edmonds in 1984.

"I just went out there today and gave it my all," Lazard said. "I kind of tweaked my ankle a little bit, but I only had a certain amount of time and I'd be damned if I (was going to) stand there and watch the offense go to work without me."

Memphis had the benefit of playing a bowl game on its home field — where it hadn't lost all season — although enough Iowa State fans traveled to the game to make the sellout crowd of 57,266 a pretty even split.



December 31, 2018

	<u>1</u>	<u>2</u>	<u>3</u>	<u>4</u>	<u>Final</u>
Missouri	3	13	3	14	33
Oklahoma State	7	7	21	3	38

Scoring Summary: OKST: Dillon Stoner 30 Yd pass from Taylor Cornelius (Matt Ammendola Kick); MIZ: Tucker McCann 24 Yd Field Goal; MIZ: Dominic Gicinto 5 Yd pass from Drew Lock (Tucker McCann kick); OKST: Tyron Johnson 7 Yd pass from Taylor Cornelius (Matt Ammendola Kick); MIZ: Kendall Blanton 16 Yd pass from Drew Lock (Tucker McCann PAT failed); OKST: Tylan Wallace 9 Yd pass from Taylor Cornelius (Matt Ammendola Kick); OKST: Chuba Hubbard 4 Yd run (Matt Ammendola Kick); MIZ: Tucker McCann 26 Yd Field Goal; OKST: Tyron Johnson 46 Yd pass from Taylor Cornelius (Matt Ammendola Kick); MIZ: Johnathon Johnson 86 Yd pass from Drew Lock (Tucker McCann Kick); MIZ: Larry Rountree III 55 Yd Run (Tucker McCann Kick); OKST: Matt Ammendola 27 Yd Field Goal

21 points in 3rd Quarter ties a Liberty Bowl Game record

Individual Statistics

Rushing:	Passing: (Comp/Att/Yds/Int/TDs)
MIZ: Rountree III 27-204-1	MIZ: Lock 23-38-0-3
OKST: Hubbard 18-145-1	OKST: Cornelius 26-44-336-2-4

Missouri	Team Statistics	Oklahoma St.
27	First Downs	27
637	Total Net Yards	502
264	Net Rushing	169
373	Net Passing	333
38-23-0	Att-Comp-Int	45-27-2
3-1	Fumbles-Lost	1-0
6-65	Penalties-Yards	7-76

Oklahoma State edges No. 24 Missouri 38-33 in AutoZone Liberty Bowl

MEMPHIS, Tenn. -- Oklahoma State hung on for dear life to win a Big 12-style Liberty Bowl against its former conference rival.

Taylor Cornelius tied a Liberty Bowl record with four touchdown passes and Kolby Peel made a critical fourth-down stop with 1:01 left as the Cowboys upset No. 24 Missouri 38-33 on Monday.

The teams combined for 1,139 total yards in the type of game that the Big 12's high-powered offenses produce on most autumn Saturdays. Missouri left the Big 12 for the Southeastern Conference in 2012.

"(It was) like a lot of games that we play in our conference," Oklahoma State coach Mike Gundy said. "As I said on the press conference a few days ago, Missouri would fit right in. It ended up being somewhat of a shootout, and the defense made a play at the end."

Missouri (8-5) faced fourth-and-1 from Oklahoma State's 9-yard line when quarterback Drew Lock attempted a keeper around the right end. Peel, a freshman, made a diving ankle tackle that stopped Lock short of the first-down marker.

"It's a game of inches, we all talk about it and know it," Missouri coach Barry Odom said. "I wouldn't want the ball in anybody else's hand besides No. 3 for the Mizzou Tigers (Lock)."

That allowed Oklahoma State (7-6) to survive a game it had led 35-19 heading into the fourth quarter. The Cowboys snapped Missouri's four-game winning streak and avoided their first losing season since 2005, the first year of Gundy's tenure.

Cornelius, a fifth-year senior and former walk-on, went 26 of 44. His four touchdown passes tied a record set four previous times in the Liberty Bowl's 60-year history.

"It's a great feeling to just go out on top," Cornelius said. "As long as we get the win, that's all that matters to me. I don't care about the record."

Cornelius also threw two interceptions to Cam Hilton that sparked Missouri's comeback try. Both interceptions led to Missouri touchdowns -- an 86-yard completion from Lock to Memphis resident Johnathon Johnson and a 55-yard run by Larry Rountree III.

Rountree ran for 204 yards and Johnson caught nine passes for 185 yards. Lock was 23 of 38 for 373 yards with three touchdowns and no interceptions.

Chuba Hubbard rushed for 145 yards and a touchdown for Oklahoma State. Tyron Johnson had seven catches for 141 yards and two touchdowns.

Missouri wasted two chances to take the lead in the fourth quarter. Oklahoma State was clinging to a 35-33 lead when Mike Scott blocked Tucker McCann's 42-yard field goal attempt with 9:22 left.

Matt Ammendola kicked a 27-yard field goal that extended Oklahoma State's lead to 38-33 before Peel's tackle sealed the win.

Coaches:

Missouri Barry Odom
 Memphis Mike Gundy
 MVP: Taylor Cornelius
 Attendance: 58,325



33



38



Taylor Cornelius tied an AutoZone Liberty Bowl record with four touchdown passes as Oklahoma State edged No. 24 Missouri 38-33 in the AutoZone Liberty Bowl.



December 31, 2019

	<u>1</u>	<u>2</u>	<u>3</u>	<u>4</u>	<u>Final</u>
Navy	3	7	7	3	20
Kansas State	0	10	0	7	17

Scoring Summary: NAVY: Bijan Nichols 21 Yd Field Goal; KST: Phillip Brooks 66 Yd Return (Blake Lynch Kick); NAVY: Keoni-Kordell Makekau 27 Yd pass from Malcom Perry (Bijan Nichols Kick); KST: Blake Lynch 39 Yd Field Goal; NAVY: Chance Warren 20 Yd Run (Bijan Nichols Kick); KST: Skylar Thompson 1 Yd Run (Blake Lynch Kick); NAVY: Bijan Nichols 23 Yd Field Goal

Individual Statistics

Rushing: NAVY: Perry 28-213	Passing: (Comp/Att/Yds/Int/TDs) NAVY: Perry 5-7-57-0-1
KST: Gilbert 8-39	KST: S. Thompson 10-14-124-0-0

Navy	Team Statistics	Kansas State
19	First Downs	10
421	Total Net Yards	170
323	Net Rushing	46
98	Net Passing	124
9-6-0	Att-Comp-Int	14-10-0
1-0	Fumbles-Lost	4-1
7-55	Penalties-Yards	5-40

Coaches:

Navy: Ken Niumatalolo
 Kansas State: Chris Klieman
 MVP: Malcolm Perry
 Attendance: 50,515



20



17



Game MVP and Navy QB, Malcolm Perry, help lead the Midshipmen to a 20-17 win over Kansas State with his 213 rushing yards performance.

Navy ties school record with 11th win behind QB Malcom Perry's 213 rushing yards

MEMPHIS, Tenn. -- Navy built the biggest turnaround of any team in college football this season by relying on the nation's most prolific rushing attack.

So, naturally, the 21st-ranked Midshipmen won the AutoZone Liberty Bowl on Tuesday by completing a fourth-down halfback option pass in the final minute.

CJ Williams' 41-yard completion to Chance Warren on fourth-and-3 gave Navy first-and-goal from the 5-yard line. After quarterback Malcolm Perry spiked the ball, Bijan Nichols kicked a 23-yard field goal with two seconds remaining to give Navy a 20-17 victory over Kansas State.

"Sometimes you just go with your gut," Navy coach Ken Niumatalolo said. "You have all this analytics stuff and all these sheets, but sometimes you've got to go with your gut and roll with it."

Perry was named the Liberty Bowl most valuable player after rushing for 213 yards and throwing a touchdown pass.

Perry ran for 2,017 yards this year to set a Football Bowl Subdivision record by a quarterback. The mark had been owned by Jordan Lynch, who ran for 1,920 yards for Northern Illinois in 2013.

"I still really can't believe it," Perry said.

But the ball was only briefly in Perry's hands on the play that mattered most of all.

Twenty-nine seconds remained when Navy (11-2) snapped the ball at the Kansas State 46. Perry pitched right to Williams, who found Warren racing wide open down the right side of the field.

"The corner was really aggressive, ran right past me, so I knew I'd be wide open," said Warren, who also scored on a 20-yard reverse in the third quarter. "I just tried to make a play on the ball, come down with it and set the team up for success."

That big play left things up to Nichols, who missed a 38-yard field goal earlier in the fourth quarter. This time, Nichols stayed poised and made the kick even after Kansas State (8-5) called three straight timeouts in an attempt to ice him.

"Obviously you never want to miss," Nichols said. "But when you do, you need to make sure you bounce back, so I was glad to have another opportunity to do that."

A most fitting way to end a bounce-back season.

After going 3-10 last year, Navy matched the second-biggest season-to-season improvement in win-loss record of any team in Football Bowl Subdivision history. Hawaii went 9-4 in 1999 after finishing 0-12 in 1998.

Navy tied a program record for wins. The Midshipmen, also went 11-2 in 2015.

"Everything that's happened this year is not surprising to me because they did the work, they paid the price," Niumatalolo said. "They did everything that was asked of them. I couldn't be more happy for a group of young men."

Navy outgained Kansas State 421-170 but wasted a couple of opportunities to put the game away. The Mids led 17-10 late in the third quarter when a holding penalty wiped out a 31-yard run by Perry that would have given them first-and-goal at the 2. Navy ended up punting.

Nichols then sent his 38-yard field goal attempt wide left with 8:26 left in the game.

Kansas State finally got its offense going at that point, as Skylar Thompson connected with Wykeen Gill on a 15-yard completion and a 42-yard pass on back-to-back plays. Those long gains set up Thompson's 1-yard sneak that tied the game with 5:14 left.

Then came Navy's dramatic winning drive.

"I thought we did a really nice job of slowing them down in the red zone," Kansas State coach Chris Klieman said. "Give them credit. They pulled out a couple of trick plays at the right time, and they made those plays."



December 31, 2020

	<u>1</u>	<u>2</u>	<u>3</u>	<u>4</u>	<u>Final</u>
West Virginia	3	7	6	8	24
Army	0	14	7	0	21

Scoring Summary: WVU: Tyler Sumpter 31 Yd Field Goal; ARMY: Tyhier Tyler 1 Yd Run (Quinn Maretzki Kick); WVU: T.J. Simmons 5 Yd pass from Jarret Doege (Tyler Sumpter Kick); ARMY: Tyhier Tyler 6 Yd Run (Quinn Maretzki Kick); ARMY: Tyhier Tyler 2 Yd Run (Quinn Maretzki Kick); WVU: Mike O'Laughlin 3 Yd Pass from Austin Kendall (Two-Point Pass Conversion Failed); WVU: T.J. Simmons 20 Yd pass from Austin Kendall (Reese Smith Run for Two-Point Conversion)

Individual Statistics

Rushing:	Passing: (Comp/Att/Yds/Int/TDs)
WVU: L. Brown 20-65	WVU: J. Doege 15-25-159-1-1
ARMY: T. Tyler 24-76	ARMY: C. Anderson 4-6-57-1-0

West Virginia	Team Statistics	Army
19	First Downs	16
322	Total Net Yards	239
42	Net Rushing	182
280	Net Passing	57
42-23-1	Att-Comp-Int	6-4-1
1-1	Fumbles-Lost	1-0
7-53	Penalties-Yards	3-30

Coaches:

West Virginia: Neal Brown

Army: Jeff Monken

MVP: T.J. Simmons

Attendance: 8,187*



24



21



Game MVP and WVU WR, T.J. Simmons, celebrates with a teammate after scoring his first of two receiving touchdowns in a 24-21 win over Army.

West Virginia rallies to beat Army 24-21 in Liberty Bowl

MEMPHIS, Tenn. (AP) -- West Virginia coach Neal Brown knew he would use reserve quarterback Austin Kendall in the second half. The Redshirt senior ended up leading the Mountaineers to a victory.

Kendall threw a 20-yard touchdown pass to T.J. Simmons with 5:10 left, and West Virginia held off Army 24-21 on Thursday.

Brown said the decision to switch quarterbacks was made at halftime by the Mountaineers coaching staff after starter Jared Doege struggled, particularly in the second quarter.

"Jarret has played very, very well all year, but for whatever reason, he didn't see it well," Brown said, adding: "I thought (Kendall) came in relief and did a nice job."

Army (9-3) had a chance to tie it with 1:50 left, but Quinn Maretzki's 39-yard field goal was wide left. Josh Chandler ended Army's final possession with an interception and led the Mountaineers (6-4) with 13 tackles.

Simmons also scored on a 5-yard pass from Doege.

Army quarterback Tyhier Tyler had three rushing touchdowns— from 1, 6, and 2 yards— to tie a Liberty Bowl record.

"You can't do anything without the offensive line, the slotbacks and the fullbacks," Tyler said. "They pave the way and I just follow."

The Black Knights were scheduled to play in the Independence Bowl but seemed left out of the bowl lineup after the Shreveport, Louisiana, bowl was canceled. They got the opportunity to play in the Liberty Bowl after Tennessee (3-7) opted out because of Covid cases.

The game was played in overcast conditions with occasional showers and sub-40-degree temperatures. The weather and local COVID-19 restrictions limited the crowd in the 60,000-seat Liberty Bowl Memorial Stadium, leaving clusters of the announced 8,187 fans scattered throughout the stadium.

Both teams controlled the other's offense through much of the first half. Army coach Jeff Monken noted that his team, one of the best rushing teams in the country, was limited to 83 total yards by halftime.

"West Virginia just whipped blocks, they beat block," Monken said. "(They) got themselves where they needed to be to make the play. And they did that a lot."

What began as a defensive battle, changed after halftime. Army's rushing offense got untracked, while a change in quarterbacks to Kendall for West Virginia gave it more firepower through the air.

"I thought this game kind of mirrored 2020 in a lot of ways," Brown said. "A fitting way to close out the year. It wasn't a thing of beauty, but it was gritty."



December 28, 2021

	<u>1</u>	<u>2</u>	<u>3</u>	<u>4</u>	<u>Final</u>
Mississippi St	0	7	0	0	7
Texas Tech	10	3	14	7	34

Scoring Summary: MS STATE: Tahj Brooks 19 Yd run (Jonathan Garibay kick); TX TECH: Jonathan Garibay 31 Yd Field Goal; MS STATE: Rara Thomas 17 Yd pass from Will Rogers (Nolan McCord kick); TX TECH: Jonathan Garibay 26 Yd Field Goal; MS STATE: Donovan Smith 1 Yd run (Jonathan Garibay kick); TX TECH: J.J. Sparkman 14 Yd pass from Donovan Smith (Jonathan Garibay Kick); TX TECH: SaRodoric Thompson 1 Yd run (Jonathan Garibay kick)

Individual Statistics

Rushing:	Passing: (Comp/Att/Yds/Int/TDs)
MS STATE: D. Johnson 9-62	MS STATE: W. Rogers 32-53-290-1-1
TX TECH: T. Brooks 16-107	TX TECH: D. Smith 15-28-252-0-1

Mississippi State	Team Statistics	Texas Tech
22	First Downs	24
344	Total Net Yards	512
54	Net Rushing	260
290	Net Passing	252
53-32-1	Att-Comp-Int	28-15-0
2-2	Fumbles-Lost	0-0
4-35	Penalties-Yards	6-50

Coaches:
Mississippi State: Mike Leach
Texas Tech: Mark Adams
MVP: Donovan Smith
Attendance: 48,615*



7



34



Texas Tech celebrates victory in the 63rd Annual AutoZone Liberty Bowl.

Texas Tech Routs Mississippi State to win Liberty Bowl 34-7

MEMPHIS, Tenn. (AP) -- Donovan Smith threw for 252 yards and a touchdown and ran for another score, and Texas Tech beat Mississippi State 34-7 in the Liberty Bowl on Tuesday night.

Tahj Brooks rushed for 107 yards and a touchdown and SaRodoric Thompson ran for 80 yards and a score for the Red Raiders (7-6), who finished with a winning record for the first time since 2015. They were appearing in their first bowl game since 2017.

Mississippi State (7-6) fell short in coach Mike Leach's first game against a former program of his. Leach, who went 84-43 at Texas Tech from 2000-09, failed to become the first Bulldogs coach to end each of his first two seasons with a bowl victory. Mississippi State was playing in its 12th straight bowl game.

Red Raiders interim coach Sonny Cumbie, a former player at Texas Tech under Leach, ended his five-game run with a 2/3 record. Cumbie, who is departing to become Louisiana Tech's coach, took over for Matt Wells in October.

"It's a sense of relief and accomplishment," Cumbie said. "In these bowl games, the most excited team that shows up is the one that comes out on top. That's what this team did."

Texas Tech rushed for 260 yards against a Bulldogs defense that came in allowing 101 yards per game on the ground.

"Their defensive front is very good," Cumbie said. "We felt with some of our run schemes and some of our motions, we would be able to hit some creases. And our running backs broke some tackles. They were a good opponent, but I did feel we'd have the ability to run the football."

Leach's prolific offense never could get rolling against the Red Raiders and the resulting lopsided loss dropped the Southeastern Conference to 0-4 in the post-season. The Bulldogs were held scoreless in the second half and finished with 344 yards, 105 below their average. Mississippi State was without three offensive linemen, including All-SEC left tackle Charles Cross, a projected top 10 pick in the NFL draft.

"I didn't think we were consistent," Leach said. "We didn't out of the blocks or get into any kind of rhythm. They deserve credit for preparing the way they did and playing the way they did."

Texas Tech put the game out of reach with two third-quarter touchdowns. Smith scored on a 1-yard drive to cap a 95-yard drive, the Red Raiders' second-longest of the season. Smith, who was named the game's MVP, completed passes of 39 and 52 yards during the drive. He added a 14-yard touchdown pass to J.J. Sparkman with 2 seconds remaining in the quarter.

Thompson scored his touchdown on a 1-yard run midway through the final quarter for a 34-7 lead.

Texas Tech established the run at the outset, gaining 145 yards in the first quarter and using its physical play to take a 10-0 lead. The Red Raiders moved 75 yards — all on the ground — on the game's opening possession, scoring on a 19-yard run by Brooks.


"I felt that ignited us," Smith said. "We knew we had to come out and score."

Texas Tech added a 31-yard field goal by Jonathan Garibay later in the quarter.

Mississippi State answered on its next series with Will Rogers converting on third-and-11 on the Red Raiders 38 to extend the drive. Rogers evaded a strong rush before finding Jo'quavious Marks for 18 yards to the 20. Two plays later, Rogers fired a 17-yard scoring pass to Rara Thomas.

The Red Raiders took advantage of a Bulldogs miscue in the closing seconds of the half to go up 13-7. Mississippi State punt returner Austin Williams muffed a Texas Tech punt inside the Bulldogs 20-yard line and Jake Bishop recovered at the 14 with 31 seconds remaining. Garibay added a 26-yard field goal with 13 seconds left.

Mississippi State was held to 126 yards in the first half. Rogers, averaging 372 yards passing per game, managed 103 yards on 10-of-17 passing in the half and finished with 290.



December 28, 2022

	<u>1</u>	<u>2</u>	<u>3</u>	<u>4</u>	<u>OT</u>	<u>Final</u>
Kansas	7	6	7	18	15	53
Arkansas	24	7	7	0	17	55

Scoring Summary: ARK: C. Little 37 Yd FG; KAN: K. Thomas 29 Yd pass from J. Daniels (O. Piepergerdes kick); ARK: M. Landers 59 Yd pass from K. Jefferson (C. Little kick); ARK: T. Washington 17 Yd pass from K. Jefferson (C. Little kick); ARK: K. Jefferson 3 Yd rush (C. Little kick); ARK: A. Green 20 Yd rush (C. Little kick); KAN: M. Fairchild 24 Yd pass from J. Daniels (M. Fairchild pass from J. Daniels failed); ARK: R. Dubinion 2 Yd rush (C. Little kick); KAN: K. Thomas 2 Yd rush (O. Piepergerdes kick); KAN: O. Piepergerdes 36 Yd FG; KAN: D. Emilien 10 Yd pass from J. Daniels (O. Piepergerdes kick); KAN: L. Grimm 21 Yd pass from J. Daniels (L. Arnold pass from J. Daniels); KAN: J. Casey 2 Yd pass from J. Daniels (O. Piepergerdes kick); ARK: R. Dubinion 6 Yd rush (C. Little kick); ARK: K. Jefferson 20 Yd rush (J. Wilson pass from K. Jefferson); KAN: J. Daniels 2 Yd rush (J. Casey pass from J. Daniels); ARK: R. Dubinion pass from K. Jefferson

Individual Statistics

Rushing:
KANSAS: D. Neal 9-29; J. Daniels 14-21

Passing: (Comp/Att/Yds/Int/TDs)
KANSAS: J. Daniels 37-55-544-2-5

ARKANSAS: KJ. Jefferson 14-130; R. Dubinion 20-112

ARKANSAS: KJ. Jefferson 19-29-287-1-2

Kansas	Team Statistics	Arkansas
31	First Downs	29
603	Total Net Yards	681
59	Net Rushing	394
544	Net Passing	287
56-37-2	Att-Comp-Int	29-19-1
3-1	Fumbles-Lost	1-1
4-34	Penalties-Yards	7-61

Coaches:

Kansas: Lance Leipold
Arkansas: Sam Pittman
MVP: KJ. Jefferson
Attendance: 52,847*



53



55



Arkansas celebrates a crazy ending victory in the 64th Annual AutoZone Liberty Bowl.

Kansas rallies, but Arkansas wins AutoZone Liberty Bowl in 3OTs 55-53

MEMPHIS, Tenn. (AP) — Arkansas coach Sam Pittman admitted he was exhausted after more than four hours of football. Who could blame him after the Razorbacks and Kansas combined for 108 points?

KJ Jefferson passed to Rashod Dubinion for a 2-point conversion in the third overtime and Arkansas held off a furious second-half rally by Kansas for a 55-53 win in the AutoZone Liberty Bowl on Wednesday night.

The Jayhawks had rallied from 25 points down in the second half to force overtime, but failed on a 2-point conversion pass from Jason Bean to Lawrence Arnold in the third OT to end the marathon.

The longest game in the Liberty Bowl's 64-year history set 24 records, including total points (108), total offense by one team (681 yards by Arkansas) and first downs (32 by Kansas).

Jefferson passed for 287 yards and two touchdowns and rushed for 130 yards and two more scores to lead the Razorbacks.

"I just wanted to put my teammates in the best position to win and be able to tell the story (of winning the bowl game)," said Jefferson, the game's MVP. "I'm proud of everyone."

The Razorbacks (7-6) held leads of 38-13 (midway through the third quarter) and 38-23 (early in the fourth), but couldn't stop the Jayhawks, who scored 25 straight to force the overtime. Kansas tied the game at 38 with 41 seconds left in regulation after recovering an onside kick with 1:05 to go. Jayhawks' quarterback Jalon Daniels found Luke Grimm on 21-yard pass play and converted the 2-point conversion pass to Lawrence Arnold.

"We dug down deep and kept battling; we just couldn't close it out," Kansas coach Lance Leipold said.

Arkansas celebrated the win prematurely in the second overtime after stopping Daniels just shy of the goal line on a 2-point conversion try. But a targeting call on Arkansas' Quincey McAdoo gave the Jayhawks another try, and they converted.

In the third overtime (only 2-point conversion attempts), Arkansas got the ball first and converted. Kansas (6-7) did not.

Daniels passed for 544 yards and five touchdowns. He set Liberty Bowl records for passing yards, touchdown passes, completions (37) and total TDs scored (6).

"It was a fun game to play in," Daniels said. "The whole second half I played calm. A few times in the first half, I played outside myself. I'm sure after the first half a lot of people tuned us out."

Arkansas and Kansas met for the first time in 116 years, and the Razorbacks used an old-school rushing attack to build their leads. Arkansas gained 394 of its 681 total yards on the ground. Dubinion added 112 yards for the Razorbacks.

Kansas played in its first bowl game since 2008, but was unable to stop a late-season streak in which it lost seven of its last eight games.

Arkansas was dominating despite playing with a roster thinned by opt-outs and transfer portal departures. The Razorbacks dressed only 51 scholarship players.

After leading 31-13 at halftime, Arkansas pushed its advantage to 38-13 midway through the third quarter on a 2-yard run by Dubinion. The TD punctuated an 80-yard drive.

But the 25-point deficit ignited the Jayhawks. Daniels passed for 342 yards and three touchdowns in the second half

"I do think there were so many situations where Kansas had to make the play and they did," Pittman said. "Until the last one."



December 29, 2023

	<u>1</u>	<u>2</u>	<u>3</u>	<u>4</u>	<u>OT</u>	<u>Final</u>
Memphis	19	3	14	0	0	36
Iowa State	0	13	7	6	0	26

Scoring Summary: MEM: D. Blankumsee 70 yd pass from S. Henigan (T. Gillis kick missed). MEM: S. Henigan 11 yd rush (T. Gillis kick). MEM: J. Scates 51 yd pass from S. Henigan (J. Chisom pass from S. Henigan failed). ISU: J. Higgins 29 yd pass from R. Becht (C. Contreras kick). ISU: C. Contreras 22 yd FG. ISU: C. Contreras 39 yd FG. MEM: T. Gillis 49 yd FG. MEM: A. Landphere 5 yd pass from S. Henigan (T. Gillis kick). MEM: S. Smith 48 yd pass from S. Henigan (T. Gillis kick). ISU: E. Dean 15 yd pass from R. Becht (C. Contreras kick). ISU: J. Noel 23 yd pass from R. Becht (E. Dean pass from R. Becht failed).

Individual Statistics

Rushing:
 MEMPHIS: B. Watson 15-107; S. Henigan 6-27; S. Smith 4-22; B. Thomas 7-10
 IOWA STATE: A. Sama 12-4; R. Becht 8-(8)

Passing: (Comp/Att/Yds/Int/TDs)
 MEMPHIS: S. Henigan 24-34-363-0-4
 IOWA STATE: R. Becht 22-38-446-0-3; Jaylin Noel 0-1-0-0-0

Memphis	Team Statistics	Iowa State
22	First Downs	19
530	Total Net Yards	681
166	Net Rushing	0
364	Net Passing	446
34-24-0	Att-Comp-Int	40-22-0
1-0	Fumbles-Lost	0-0
0-0	Penalties-Yards	3-19

Coaches:

Memphis: Ryan Silverfield
Iowa State: Matt Campbell
MVP: Seth Henigan
Attendance: 48,789



36



26



Memphis defeats Iowa State to become the champions of the 65th AutoZone Liberty Bowl.

Seth Henigan figures in 5 TDs, Memphis shuts down Iowa State's run game in 36-26 AutoZone Liberty Bowl win

MEMPHIS, Tenn. (AP) —The key number for Memphis in its AutoZone Liberty Bowl victory was “zero.” Not what you might expect from the winner.

But that was the important stat. Zero Tiger turnovers. Zero Memphis penalties.

And most importantly, zero yards rushing for Iowa State.

Seth Henigan threw for 364 yards and four touchdowns and the Memphis defense shut down Iowa State's rushing game on the way to a 36-26 victory in the Liberty Bowl on Friday night.

“I think that's how you win pretty handily against a Big 12 opponent in a bowl game,” Memphis coach Ryan Silverfield said of the performance, citing the zeros and the performance by Henigan. “I thought it was the most complete game we've played all season.”

Blake Watson rushed for 107 yards as Memphis (10-3) of the American Athletic Conference amassed 530 yards of total offense and finished with at least 10 wins for the fifth time in program history.

Henigan completed 24 of 34 passes and also rushed for 27 yards and a touchdown.

The game was a rematch of the 2017 Liberty Bowl won by Iowa State 21-20. And, despite playing on the Tigers' home field at Simmons Bank Liberty Stadium, the Cyclones were designated as the home team. Even with its home field advantage, Memphis was not expected to challenge Iowa State, and that motivated the Tigers.

“We were 10 1/2-point underdogs,” said Chandler Martin, who had eight tackles, including five tackles for a loss. “We had a chip on our shoulder. We were being very pinpointed, and everybody just wanted to win, and we expected to win.”

Henigan added: “Zero rushing yards is a feat in any game, but especially in a bowl game against a good Big 12 opponent. Kudos to our defense.”

Redshirt freshman Rocco Becht led the Cyclone offense, going 22 for 38 for 446 yards and three touchdown passes. But Becht supplied nearly all the offense for Iowa State (7-6), which averages 130 yard rushing per game. This time, the Cyclones couldn't muster any rushing attack.

Both teams had their moments offensively in the first half. Memphis scored 19 points in the first quarter before Iowa State answered with 13 in the second. A 49-yard field goal by Tanner Gillis as time expired in the first half gave Memphis a 22-13 lead at the break.

“We got behind,” Cyclone coach Matt Campbell said of the rushing problems. “So, you're trying to play catch up, and you are trying to throw the football to get yourself back in the game.”

The Tigers extended the lead to 36-13 midway through the third quarter on two touchdown passes by Henigan, providing enough of a buffer for Memphis to claim the victory.

“What we've seen all season from our team is handling adversity really well,” Becht said. “You saw some spots where we were able to handle it. We just weren't able to finish.”



The AutoZone Liberty Bowl Football Classic By the Numbers (1959-2023)





AutoZone Liberty Bowl All-Time Results

(1959-2023)

1959 Penn State 7 - Alabama 0	1992 Ole Miss 13 - Air Force 0
1960 Penn State 41 - Oregon 12	1993 Louisville 18 - Michigan State 7
1961 Syracuse 15 - Miami 14	1994 Illinois 30 - East Carolina 0
1962 Oregon State 6 - Villanova 0	1995 East Carolina 19 - Stanford 13
1963 Mississippi State 16 - N.C. State 12	1996 Syracuse 30 - Houston 17
1964 Utah 32 - West Virginia 6	1997 Southern Miss 41 - Pittsburgh 7
1965 Ole Miss 13 - Auburn 7	1998 Tulane 41 - BYU 27
1966 Miami 14 - Virginia Tech 7	1999 Southern Miss 23 - Colorado State 17
1967 N.C. State 14 - Georgia 7	2000 Colorado State 22 - Louisville 17
1968 Ole Miss 34 - Virginia Tech 17	2001 Louisville 28 - BYU 10
1969 Colorado 47 - Alabama 33	2002 TCU 17 - Colorado State 3
1970 Tulane 17 - Colorado 3	2003 Utah 17 - Southern Miss 0
1971 Tennessee 14 - Arkansas 13	2004 Louisville 44 - Boise State 40
1972 Georgia Tech 31 - Iowa State 30	2005 Tulsa 31 - Fresno State 24
1973 N.C. State 31 - Kansas 18	2006 South Carolina 44 - Houston 36
1974 Tennessee 7 - Maryland 3	2007 Mississippi State 10 - UCF 3
1975 USC 20 - Texas A&M 0	2009 Kentucky 25 - East Carolina 19
1976 Alabama 36 - UCLA 6	2010 Arkansas 20 - East Carolina 17 (OT)
1977 Nebraska 21 - North Carolina 17	2010 UCF 10 - Georgia 6
1978 Missouri 20 - LSU 15	2011 Cincinnati 31 - Vanderbilt 24
1979 Penn State 9 - Tulane 6	2012 Tulsa 31 - Iowa State 17
1980 Purdue 28 - Missouri 25	2013 Mississippi State 44 - Rice 7
1981 Ohio State 31 - Navy 28	2014 Texas A&M 45 - West Virginia 35
1982 Alabama 21 - Illinois 15	2016 Arkansas 45 - Kansas State 23
1983 Notre Dame 19 - Boston College 18	2016 Georgia 31 - TCU 23
1984 Auburn 21 - Arkansas 15	2017 Iowa State 21 - Memphis 20
1985 Baylor 21 - LSU 7	2018 Oklahoma State 38 - Missouri 33
1986 Tennessee 21 - Minnesota 14	2019 Navy 20 - Kansas State 17
1987 Georgia 20 - Arkansas 17	2020 West Virginia 24 - Army 21
1988 Indiana 34 - South Carolina 10	2021 Texas Tech 34 - Mississippi State 7
1989 Ole Miss 42 - Air Force 29	2022 Arkansas 55 - Kansas 53 (3OT)
1990 Air Force 23 - Ohio State 11	2023 Memphis 36 - Iowa State 26
1991 Air Force 38 - Mississippi State 15	



AutoZone Liberty Bowl MVPs

1959	Jay Huffman, Penn State	QB	1988	Dave Schnell, Indiana	QB
1960	Dick Hoak, Penn State	QB	1989	Randy Baldwin, Ole Miss	RB
1961	Dick Easterly, Syracuse	WR	1990	Rob Perez, Air Force	QB
1962	Terry Baker, Oregon State	QB	1991	Rob Perez, Air Force	QB
1963	Ode Burrell, Mississippi State	RB	1992	Cassius Ware, Ole Miss	LB
1964	Ernest Allen, Utah	QB	1993	Jeff Brohm, Louisville	QB
1965	Tom Bryan Auburn	RB	1994	Johnny Johnson, Illinois	QB
1966	Jimmy Cox, Miami	WR	1995	Kwame Ellis, Stanford	CB
1967	Jim Donnan, N.C. State	QB	1996	Malcom Thomas, Syracuse	RB
1968	Steve Hindman, Ole Miss	RB	1997	Sherrod Gideon, Southern Miss	WB
1969	Bob Anderson, Colorado	RB	1998	Shaun King, Tulane	QR
1970	David Abercrombie, Tulane	RB	1999	Adalius Thomas, Southern Miss	DL
1971	Joe Ferguson, Arkansas	QB	2000	Cecil Sapp, Colorado State	RB
1972	Jim Stevens, Georgia Tech	QB	2001	Dave Ragone, Louisville	QB
1973	Stan Fritts, N. C. State	RB	2002	LaTerance Dunbar, TCU	WR
1974	Randy White, Maryland	DL	2003	Morgan Scalley, Utah	DB
1975	Ricky Bell, USC	RB	2004	Stefan LeFors, Louisville	QB
1976	Barry Krauss, Alabama	LB	2005	Paul Smith, Tulsa	QB
1977	Matt Kupec, North Carolina	QB	2006	Blake Mitchell, South Carolina	QB
1978	James Wilder, Missouri	RB	2007	Derek Pegues, Mississippi State	DB
1979	Roch Hontas, Tulane	QB	2008	Ventrell Jenkins, Kentucky	DE
1980	Mark Herrmann, Purdue	QB	2009	Ryan Mallett, Arkansas	QB
1981	Eddie Myers, Navy	RB	2010	Latavius Murray, UCF	RB
1982	Jeremiah Castille, Alabama	DB	2011	Isaiah Pead, Cincinnati	RB
1983	Doug Flutie, Boston College	QB	2012	Trey Watts, Tulsa	RB
1984	Bo Jackson, Auburn	RB	2013	Dak Prescott, Mississippi State	QB
1985	Cody Carlson, Baylor	QB	2014	Kyle Allen, Texas A&M	QB
1986	Jeff Francis, Tennessee	QB	2015	Alex Collins, Arkansas	RB
1987	Greg Thomas, Arkansas	QB	2016	Trenton Thompson, Georgia	DT
			2017	Allen Lazard, Iowa State	WR
			2018	Taylor Cornelius, Oklahoma St.	QB
			2019	Malcom Perry, Navy	QB
			2020	T.J. Simmons, West Virginia	WR
			2021	Donovan Smith, Texas Tech	QB
			2022	KJ. Jefferson, Arkansas	QB
			2023	Seth Henigan, Memphis	QB

Doug Flutie



Bo Jackson





AutoZone Liberty Bowl Team Win/Loss Records

Air Force	1989; 1990; 1991; 1992	2-2	Missouri	1978; 1980; 2018	1-2
Alabama	1959; 1969; 1976; 1982	2-2	Navy	1981; 2019	1-1
Arkansas	1971; 1984; 1987; 2009; 2015; 2022	3-3	North Carolina	1977	0-1
Army	2020	0-1	N.C. State	1963; 1967; 1973	2-1
Auburn	1965; 1984	1-1	Notre Dame	1983	1-0
Baylor	1985	1-0	Ohio State	1981; 1990	1-1
Boise State	2004	0-1	Oklahoma State	2018	1-0
Boston College	1983	0-1	Ole Miss	1965; 1968; 1989; 1992	4-0
BYU	1998; 2001	0-2	Oregon	1960	0-1
Cincinnati	2011	1-0	Oregon State	1962	1-0
Colorado	1969; 1970	1-1	Penn State	1959; 1960; 1979	3-0
Colorado State	1999; 2000; 2002	1-2	Pittsburgh	1997	0-1
East Carolina	1994; 1995; 2008; 2009	1-3	Purdue	1980	1-0
Fresno State	2005	0-1	Rice	2013	0-1
Georgia	1967; 1987; 2010, 2016	2-2	South Carolina	1988; 2006	1-1
Georgia Tech	1972	1-0	Southern Miss	1997; 1999; 2003	2-1
Houston	1996; 2006	0-2	Stanford	1995	0-1
Illinois	1982; 1994	1-1	Syracuse	1961; 1996	2-0
Indiana	1988	1-0	Tennessee	1971; 1974; 1986	3-0
Iowa State	1972; 2012; 2017; 2023	1-3	Texas A&M	1975; 2014	1-1
Kansas	1973; 2022	0-2	TCU	2002; 2016	1-1
Kansas State	2015; 2019	0-2	Texas Tech	2021	1-0
Kentucky	2008	1-0	Tulane	1970; 1979; 1998	2-1
Louisville	1993; 2000; 2001; 2004	3-1	Tulsa	2005; 2012	2-0
LSU	1978; 1985	0-2	UCF	2007; 2010	1-1
Maryland	1974	0-1	UCLA	1976	0-1
Memphis	2017; 2023	1-1	USC	1975	1-0
Miami	1961; 1966	1-1	Utah	1964; 2003	2-0
Michigan State	1993	0-1	Vanderbilt	2011	0-1
Minnesota	1986	0-1	Villanova	1962	0-1
Mississippi State	1963; 1991; 2007; 2013; 2021	3-2	Virginia Tech	1966; 1968	0-2
			West Virginia	1964; 2014; 2020	1-2



AutoZone Liberty Bowl Attendances

<u>Year</u>	<u>Teams</u>	<u>Attendance</u>	<u>Year</u>	<u>Teams</u>	<u>Attendance</u>
2007	Mississippi State/UCF	63,816	1979	Penn State/Tulane	50,021
2009	East Carolina/Arkansas	62,742	1973	N.C. State/Kansas	50,011
1991	Air Force/Mississippi State	61,497	1977	Nebraska/North Carolina	49,456
2015	Arkansas/Kansas State	61,136	1996	Syracuse/Houston	49,163
1989	Ole Miss/Air Force	60,128	2023	Memphis/Iowa State	48,789
2001	Louisville/BYU	58,968	2021	Mississippi State/Texas Tech	48,615
2004	Louisville/Boise State	58,355	1995	East Carolina/Stanford	47,398
2000	Colorado State/Louisville	58,302	1983	Notre Dame/Boston College	47,071
2013	Mississippi State/Rice	57,846	1968	Ole Miss/ Virginia Tech	46,206
2017	Iowa State/Memphis	57,266	1970	Tulane/Colorado	44,640
2011	Cincinnati/Vanderbilt	57,103	1981	Ohio State/Navy	43,216
2008	Kentucky/East Carolina	56,125	1985	Baylor/LSU	40,186
2006	South Carolina/Houston	56,103	1990	Air Force/Ohio State	39,262
2003	Utah/Southern Miss	55,989	1988	Indiana/South Carolina	39,210
2002	TCU/Colorado State	55,207	1966	Miami/Virginia Tech	39,101
2005	Tulsa/Fresno State	54,894	1965	Ole Miss/Auburn	38,607
1999	Southern Miss/Colorado State	54,866	1959	Penn State/Alabama	36,211
1982	Alabama/Illinois	54,123	1980	Purdue/Missouri	35,667
2012	Iowa State/Tulsa	53,687	1967	N.C. State/Georgia	35,045
1987	Georgia/Arkansas	53,249	1993	Louisville/Michigan State	34,216
1978	Missouri/LSU	53,064	1994	Illinois/East Carolina	33,280
2022	Arkansas/Kansas	52,847	1962	Oregon State/Villanova	17,048
1976	Alabama/UCLA	52,736	1960	Penn State/Oregon	16,624
1998	Tulane/BYU	52,192	1961	Syracuse/Miami	15,712
1975	USC/Texas A&M	52,129	1963	Mississippi State/N.C. State	8,309
2018	Oklahoma State/ Missouri	51,587	2020	West Virginia/Army	8,187
1971	Tennessee/Arkansas	51,410	1964	Utah/West Virginia	6,059
1986	Tennessee/Minnesota	51,327			
1974	Tennessee/Maryland	51,284			
2014	Texas A&M/West Virginia	51,282			
2010	Georgia/UCF	51,231			
2016	Georgia/TCU	51,087			
2019	Navy/Kansas State	50,515			
1997	Southern Miss/Pittsburgh	50,209			
1984	Auburn/Arkansas	50,180			
1969	Colorado/Alabama	50,042			
1972	Georgia Tech/Iowa State	50,021			



**2007 Mississippi State vs. UCF
Record Attendance: 63,816**



AutoZone Liberty Bowl Individual Records

Record Player (school vs opponent) Year

(M) = MVP

SCORING

Most Points Scored (Min. 12)

36	Jalon Daniels (Kansas vs Arkansas) (6 TD)	2022
30	Dak Prescott (Mississippi State vs Rice) (5 TD) (M)	2013
30	Kyle Allen (Texas A&M vs WVU) (5 TD) (M)	2014
24	KJ Jefferson (Arkansas vs Kansas) (4 TD) (M)	2022
24	Taylor Cornelius (OK State vs Missouri) (4 TD) (M)	2018
18	Bob Anderson (Colorado vs Alabama) (3 TD) (M)	1969
18	Sherrod Gideon (Southern Miss vs Pittsburgh) (3 TD) (M)	1997
18	Alex Singleton (Tulsa vs Iowa State) (3 TD)	2012
18	Alex Collins (Arkansas vs Kansas State) (3 TD) (M)	2015
18	Kenny Hill (TCU vs Georgia) (3 TD)	2016
18	Drew Lock (Missouri vs OK State) (3 TD)	2018
18	Tyhier Tyler (Army vs West Virginia) (3 TD)	2020
13	Chad Holcomb (East Carolina vs Stanford) (1 PAT/4 FG)	1995
12	Dick Hoak (Penn State vs Oregon) (2 TD) (M)	1960
12	Johnny Musso (Alabama vs Colorado) (2 TD)	1969
12	David Abercrombie (Tulane vs Colorado) (2 TD)(M)	1970
12	Ike Harris (Iowa State vs Georgia Tech) (2 TD)	1972
12	Bucky Berrey (Alabama vs UCLA) (3 PAT/3 FG)	1976
12	Bart Burrell (Purdue vs Missouri) (2 TD)	1980
12	James Gayle (Ohio State vs Navy) (2 TD)	1981
12	Greg Papajohn (Navy vs Ohio State) (2 TD)	1981
12	Allen Pinkett (Notre Dame vs Boston Col.) (2 TD)	1983
12	Bo Jackson (Auburn vs Arkansas) (2 TD) (M)	1984
12	Joey Clinkscale (Tennessee vs Minnesota) (2 TD)	1986
12	Derrick Thomas (Arkansas vs Georgia) (2 TD)	1987
12	Anthony Thompson (Indiana vs South Carolina) (2 TD)	1988
12	Randy Baldwin (Ole Miss vs Air Force) (2 TD) (M)	1989
12	Steve Senn (Air Force vs Ole Miss) (2 TD)	1989
12	Donovan McNabb (Syracuse vs Houston) (2 TD)	1996
12	Cory Boyd (South Carolina vs Houston) (2 TD)	2006
12	Jackie Battle (Houston vs South Carolina) (2 TD)	2006
12	Vincent Marshall (Houston vs South Carolina) (2 TD)	2006
12	Kenny McKinley (South Carolina vs Houston) (2 TD)	2006
12	Jacob Eason (Georgia vs TCU) (2 TD)	2016
12	Kyle Kempt (Iowa State vs Memphis) (2 TD)	2017
12	Riley Ferguson (Memphis vs Iowa State) (2 TD)	2017
12	Tyron Johnson (OK State vs Missouri) (2 TD)	2018
12	T.J. Simmons (West Virginia vs Army) (2 TD) (M)	2020

Most Touchdowns Scored (Min. 2)

6	Jalon Daniels (Kansas vs Arkansas)	2022
5	Kyle Allen (Texas A&M vs West Virginia) (M)	2014
5	Dak Prescott (Mississippi State vs Rice) (M)	2013
4	KJ Jefferson (Arkansas vs Kansas) (M)	2022
4	Taylor Cornelius (OK State vs Missouri) (M)	2018
3	Bob Anderson (Colorado vs Alabama) (M)	1969
3	Sherrod Gideon (Southern Miss vs Pittsburgh) (M)	1997
3	Alex Singleton (Tulsa vs Iowa State)	2012
3	Alex Collins (Arkansas vs Kansas State) (M)	2015
3	Kenny Hill (TCU vs Georgia)	2016
3	Drew Lock (Missouri vs OK State)	2018
3	Tyhier Tyler (Army vs West Virginia)	2020
2	Dick Hoak (Penn State vs Oregon) (M)	1960
2	Johnny Musso (Alabama vs Colorado)	1969
2	David Abercrombie (Tulane vs Colorado) (M)	1970

2	Ike Harris (Iowa State vs Georgia Tech)	1972
2	Bart Burrell (Purdue vs Missouri)	1980
2	James Gayle (Ohio State vs Navy)	1981
2	Greg Papajohn (Navy vs Ohio State)	1981
2	Allen Pinkett (Notre Dame vs Boston College)	1983
2	Bo Jackson (Auburn vs Arkansas) (M)	1984
2	Joey Clinkscale (Tennessee vs Minnesota)	1982
2	Derrick Thomas (Arkansas vs Georgia)	1987
2	Anthony Thompson (Indiana vs South Carolina)	1988
2	Randy Baldwin (Ole Miss vs Air Force) (M)	1989
2	Steve Senn (Air Force vs Ole Miss)	1989
2	Donovan McNabb (Syracuse vs Houston)	1996
2	Cory Boyd (South Carolina vs Houston)	2006
2	Jackie Battle (Houston vs South Carolina)	2006
2	Vincent Marshall (Houston vs South Carolina)	2006
2	Kenny McKinley (South Carolina vs Houston)	2006
2	Dak Prescott (Mississippi State vs Rice) (M)	2013
2	Jacob Eason (Georgia vs TCU)	2016
2	Kyle Kempt (Iowa State vs Memphis)	2017
2	Riley Ferguson (Iowa State vs Memphis)	2017
2	Tyron Johnson (OK State vs Missouri)	2018
2	T.J. Simmons (West Virginia vs Army) (M)	2020

Most Field Goals Made (Min. 3)

4	Chad Holcomb (East Carolina vs Stanford)	1995
3	Bucky Berrey (Alabama vs UCLA)	1976
3	Herb Menhardt (Penn State vs Tulane)	1979
3	C.W. Hurst (Colorado State vs Louisville)	2000
3	Matthew McCrane (Kansas State vs Arkansas)	2015

19 players tied with 2 each

Most PATs Made (Min. 5)

6	Dave Haney (Colorado vs Alabama) (6x6)	1969
6	Greg Hogue (Ole Miss vs Air Force) (6x6)	1989
6	Josh Lambo (Texas A&M vs West Virginia) (6x6)	2014
6	Cole Hedlund (Arkansas vs Kansas State) (6x6)	2015
6	Cam Little (Arkansas vs Kansas) (6x6)	2022
5	Joseph Wood (Air Force vs Mississippi State) (5x5)	1991
5	Brad Palazzo (Tulane vs BYU) (5x5)	1998
5	Arthur Carmody (Louisville vs Boise State) (5x5)	2004
5	Ryan Succop (South Carolina vs Houston) (5x6)	2006
5	Evan Sobiesk (Mississippi State vs Rice) (5x6)	2013
5	Matt Ammendola (OK State vs Missouri) (5x5)	2018

13 players tied with 4 each

Most Kicking Points (Min. 8)

13	Chad Holcomb (East Carolina vs Stanford) (1 PAT/4 FG)	1995
12	Bucky Berrey (Alabama vs UCLA) (3 PAT/3 FG)	1976
11	Brad Palazzo (Tulane vs BYU) (5 PAT/2 FG)	1998
11	Matthew McCrane (Kansas State vs. Arkansas) (2 PAT/3 FG)	2015
10	C.W. Hurst (Colorado State vs Louisville) (1 PAT/3 FG)	2000
10	Pete Stoyanovich (Indiana vs South Carolina) (4 PAT/2 FG)	1988
10	Van Brown (Ole Miss vs Virginia Tech) (4 PAT/2 FG)	1968
9	Dave Haney (Colorado vs Alabama) (6 PAT/1 FG)	1969
9	Tucker McCann (Missouri vs. OK State)	



AutoZone Liberty Bowl Individual Records

(3 PAT/2 FG) 2018
7 players tied with 8 each

RUSHING

Most Rushes (Min. 26)

36	Cecil Sapp (Colorado State vs Louisville) (M)	2000
35	Kevin Smith (UCF vs Mississippi State)	2007
35	Bob Anderson (Colorado vs Alabama) (M)	1969
33	Dominique Lindsay (East Carolina vs Arkansas)	2009
30	Ernie Davis (Syracuse vs Miami)	1961
30	Eddie Meyers (Navy vs Ohio State) (M)	1981
28	James Wilder (Missouri vs LSU)(M)	1978
28	Allen Pinkett (Notre Dame vs Boston College)	1983
28	Tony Dixon (Kentucky vs East Carolina)	2008
28	Isaiah Pead (Cincinnati vs Vanderbilt) (M)	2011
28	Malcolm Perry (Navy vs Kansas State) (M)	2019
27	Brandon Warfield (Utah vs Southern Miss)	2003
27	Jerris McPhail (East Carolina vs Stanford)	1995
27	Larry Rountree III (Missouri vs OK State)	2018
26	Rob Perez (Air Force vs Ohio State) (M)	1990
26	Rob Perez (Air Force vs Mississippi State) (M)	1991
26	Anthony Thompson (Indiana vs South Carolina)	1988

Most Yards Rushing (Min. 106)

254	Bob Anderson (Colorado vs Alabama) (M)	1969
213	Malcolm Perry (Navy vs Kansas State) (M)	2019
204	Larry Rountree III (Missouri vs OK State)	2018
201	Malcolm Thomas (Syracuse vs Houston) (M)	1996
185	Alex Collins (Arkansas vs Kansas State) (M)	2015
177	Randy Baldwin (Ole Miss vs Air Force) (M)	1989
160	Cecil Sapp (Colorado State vs Louisville) (M)	2000
154	Ron Coleman (Utah vs West Virginia)	1964
151	Dominique Lindsay (East Carolina vs Arkansas)	2009
149	Isaiah Pead (Cincinnati vs Vanderbilt) (M)	2011
149	Trey Watts (Tulsa vs Iowa State) (M)	2012
145	Chuba Hubbard (OK State vs Missouri)	2018
142	Nick Chubb (Georgia vs TCU)	2016
140	Anthony Thompson (Indiana vs South Carolina)	1988
140	Ernie Davis (Syracuse vs Miami)	1961
137	Terry Baker (Oregon State vs Villanova) (M)	1962
136	Darrell Thompson (Minnesota vs Tennessee)	1986
133	Tre Carson (Texas A&M vs West Virginia)	2014
133	Charles Alexander (LSU vs Missouri)	1978
130	KJ Jefferson (Arkansas vs. Kansas)	2022
128	David Abercrombie (Tulane vs Colorado) (M)	1970
121	Steve Hindman (Ole Miss vs Virginia Tech) (M)	1968
119	Kevin Smith (UCF vs Mississippi State)	2007
119	Antowain Smith (Houston vs Syracuse)	1996
119	Ken Edwards (Virginia Tech vs Ole Miss)	1968
117	Wendell Mathis (Fresno State vs Tulsa)	2005
117	Eddie Meyers (Navy vs Ohio State) (M)	1981
115	James Wilder (Missouri vs LSU) (M)	1978
114	Rob Perez (Air Force vs Mississippi State) (M)	1991
112	Matt Suhey (Penn State vs Tulane)	1979
112	Rashod Dubinion (Arkansas vs. Kansas)	2022
111	Ricky Madison (TCU vs Colorado State)	2002
111	Allen Pinkett (Notre Dame vs Boston College)	1983
111	Tom Bryan (Auburn vs Ole Miss) (M)	1965
111	Jim Bratten (Colorado vs Alabama)	1969

109	Shaun King (Tulane vs BYU) (M)	1998
107	Johnny Musso (Alabama vs Colorado)	1969
107	Blake Watson (Memphis vs Iowa State)	2023
106	Cecil Sapp (Colorado State vs TCU)	2002
106	Mike Gayles (Tennessee vs Maryland)	1974

Most Rushing Touchdowns (Min. 2)

3	Bob Anderson (Colorado vs Alabama) (M)	1969
3	Alex Singleton (Tulsa vs Iowa State)	2012
3	Alex Collins (Arkansas vs Kansas State) (M)	2015
3	Tyhier Tyler (Army vs West Virginia)	2020
2	Dick Hoak (Penn State vs Oregon) (M)	1960
2	Johnny Musso (Alabama vs Colorado)	1969
2	David Ambercrombie (Tulane vs Colorado) (M)	1970
2	James Gayle (Ohio State vs Navy)	1981
2	Allen Pinkett (Notre Dame vs Boston College)	1983
2	Bo Jackson (Auburn vs Arkansas) (M)	1984
2	Derrick Thomas (Arkansas vs Georgia)	1987
2	Anthony Thompson (Indiana vs South Carolina)	1988
2	Randy Baldwin (Ole Miss vs Air Force) (M)	1989
2	Donovan McNabb (Syracuse vs Houston)	1996
2	Cory Boyd (South Carolina vs Houston)	2006
2	Jackie Battle (Houston vs South Carolina)	2006
2	Dak Prescott (Mississippi State vs Rice) (M)	2013

Highest Average Per Carry (Min. 13 carries)

11.8	Randy Baldwin (Ole Miss vs Air Force) (M)	1989
10.5	Terry Baker (Oregon State vs Villanova) (M)	1962
10.3	Ron Coleman (Utah vs West Virginia)	1964
9.3	KJ Jefferson (Arkansas vs Kansas) (M)	2022
8.4	Malcolm Thomas (Syracuse vs Houston) (M)	1996
8.4	Nick Chubb (Georgia vs TCU)	2016
8.2	Malcolm Perry (Navy vs Kansas State) (M)	2019
8.1	Chuba Hubbard (OK State vs Missouri)	2018
8.0	Alex Collins (Arkansas vs Kansas State) (M)	2016
7.6	Larry Rountree III (Missouri vs OK State)	2018
7.6	AJ Green (Arkansas vs Kansas)	2022
7.3	Bob Anderson (Colorado vs Alabama) (M)	1969
7.2	Hoyle Granger (Mississippi State vs N.C. State)	1963
6.9	Robert Miller (Kansas vs N.C. State)	1973
6.8	Shaun King (Tulane vs BYU) (M)	1998
6.7	Bob Marshall (Tulane vs Colorado)	1970
6.4	Theotis Brown (UCLA vs Alabama)	1976
6.3	Antowain Smith (Houston vs Syracuse)	1996
6.3	Ralph Dawkins (Louisville vs Michigan State)	1993
6.2	Mike Gayles (Tennessee vs Maryland)	1974
6.0	George Amundson (Iowa State vs Georgia Tech)	1972
6.0	Trey Watts (Tulsa vs Iowa State) (M)	2012

Longest Run From Scrimmage (Min. 50 yards)

99	Terry Baker (Oregon State vs Villanova) (M)	1962
79	Steve Hindman (Ole Miss vs Virginia Tech) (M)	1968
69	George Winn (Cincinnati vs Vanderbilt)	2011
65	Harry Douglas (Louisville vs Boise State)	2004
63	Tarrion Adams (Tulsa vs Fresno State)	2005
61	Dee Dowis (Air Force vs Ole Miss)	1989
61	Theotis Brown (UCLA vs Alabama)	1976
59	Cecil Sapp (Colorado State vs TCU)	2002
59	Malcolm Perry (Navy vs Kansas State) (M)	2019
58	Malcolm Thomas (Syracuse vs Houston) (M)	1996



AutoZone Liberty Bowl Individual Records

58	Ken Edwards (Virginia Tech vs Ole Miss)	1968
55	Larry Rountree III (Missouri vs OK State)	2018
53	Ron Coleman (Utah vs West Virginia)	1964
51	Antowain Smith (Houston vs Syracuse)	1996

PASSING

Most Pass Attempts (Min. 35)

55	Tony Eason (Illinois vs Alabama)	1982
55	Jalon Daniels (Kansas vs Arkansas)	2022
46	Matt Newton (Colorado State vs Southern Miss)	1999
46	Marcus Crandell (East Carolina vs Stanford)	1995
45	Skyler Howard (West Virginia vs Texas A&M)	2014
44	Kevin Feterik (BYU vs Tulane)	1998
44	Taylor Cornelius (OK State vs Missouri) (M)	2018
41	Marcus Crandell (East Carolina vs Illinois)	1994
39	Roch Hontas (Tulane vs Penn State) (M)	1979
39	Kevin Kolb (Houston vs South Carolina)	2006
38	Shaun King (Tulane vs BYU) (M)	1998
38	Aaron Murray (Georgia vs UCF)	2010
38	Kyle Kempt (Iowa State vs Memphis)	2017
38	Drew Lock (Missouri vs OK State)	2018
38	Rocco Becht (Iowa State vs Memphis)	2023
37	Doug Flutie (Boston College vs Notre Dame) (M)	1983
37	Todd Ellis (South Carolina vs Indiana)	1988
37	Dave Ragone (Louisville vs Colorado State)	2000
36	David Jaynes (Kansas vs N.C. State)	1973
36	Ryan Mallett (Arkansas vs East Carolina) (M)	2009
36	Patrick Pinkney (East Carolina vs Kentucky)	2008

Most Pass Completions (Min. 20)

37	Jalon Daniels (Kansas vs Arkansas)	2022
35	Tony Eason (Illinois vs Alabama)	1982
27	Kevin Feterik (BYU vs Tulane)	1998
26	Kevin Kolb (Houston vs South Carolina)	2006
26	Taylor Cornelius (OK State vs Missouri) (M)	2018
24	David Jaynes (Kansas vs N.C. State)	1973
24	Dave Ragone (Louisville vs Colorado State)	2000
24	Kyle Kempt (Iowa State vs Memphis)	2017
24	Seth Henigan (Memphis vs Iowa State) (M)	2023
23	Dave Sarette (Syracuse vs Miami)	1961
23	Shaun King (Tulane vs BYU) (M)	1998
23	Drew Lock (Missouri vs OK State)	2018
22	Rocco Becht (Iowa State vs Memphis)	2023
22	Kyle Allen (Texas A&M vs West Virginia) (M)	2014
22	Mark Herrmann (Purdue vs Missouri) (M)	1980
22	Jeff Francis (Tennessee vs Minnesota) (M)	1986
21	Roch Hontas (Tulane vs Penn State) (M)	1979
21	Aaron Murray (Georgia vs UCF)	2010
21	Riley Ferguson (Iowa State vs Memphis)	2017
20	Jim Maxwell (Tennessee vs Arkansas)	1971
20	Marcus Crandell (East Carolina vs Illinois)	1994
20	Matt Newton (Colorado State vs Southern Miss)	1999
20	Brandon Allen (Arkansas vs Kansas State)	2015

Most Passing Yards (Min. 255)

544	Jalon Daniels (Kansas vs Arkansas)	2022
446	Rocco Becht (Iowa State vs Memphis)	2023
423	Tony Eason (Illinois vs Alabama)	1982
386	Kevin Kolb (Houston vs South Carolina)	2006
378	Dave Schnell (Indiana vs South Carolina) (M)	1988

473	Drew Lock (Missouri vs OK State)	2018
364	Seth Henigan (Memphis vs Iowa State) (M)	2023
346	Skyler Howard (West Virginia vs Texas A&M)	2014
336	Taylor Cornelius (OK State vs Missouri) (M)	2018
323	Blake Mitchell (South Carolina vs Houston) (M)	2006
321	Dave Ragone (Louisville vs Colorado State)	2000
315	Brandon Allen (Arkansas vs Kansas State) (M)	2015
314	Kyle Kempt (Iowa State vs Memphis)	2017
296	Patrick Pinkney (East Carolina vs Kentucky)	2008
294	Kyle Allen (Texas A&M vs West Virginia) (M)	2014
289	Mark Herrmann (Purdue vs Missouri) (M)	1980
287	Doug Flutie (Boston College vs Notre Dame) (M)	1983
287	KJ Jefferson (Arkansas vs Kansas) (M)	2022
286	Riley Ferguson (Iowa State vs Memphis)	2017
283	Dak Prescott (Mississippi State vs Rice) (M)	2013
276	Shaun King (Tulane vs BYU) (M)	1998
267	Kevin Feterik (BYU vs Tulane)	1998
261	John Darnell (Ole Miss vs Air Force)	1989

Most Touchdown Passes (Min. 3)

5	Jalon Daniels (Kansas vs Arkansas)	2022
4	Seth Henigan (Memphis vs Iowa State) (M)	2023
4	Mark Herrmann (Purdue vs Missouri) (M)	1980
4	Johnny Johnson (Illinois vs East Carolina) (M)	1994
4	Blake Mitchell (South Carolina vs Houston) (M)	2006
4	Kyle Allen (Texas A&M vs West Virginia) (M)	2014
4	Taylor Cornelius (OK State vs Missouri) (M)	2018
3	Jim Stevens (Georgia Tech vs Iowa State) (M)	1972
3	Doug Flutie (Boston College vs Notre Dame) (M)	1983
3	Jeff Francis (Tennessee vs Minnesota) (M)	1986
3	Lee Roberts (Southern Miss vs Pittsburgh)	1997
3	Dave Ragone (Louisville vs BYU) (M)	2001
3	Kevin Kolb (Houston vs South Carolina)	2006
3	Dak Prescott (Mississippi State vs Rice) (M)	2013
3	Drew Lock (Missouri vs OK State)	2018
3	Rocco Becht (Iowa State vs Memphis)	2023

Most Pass Interceptions Thrown (Min. 3)

4	Allen McCune (West Virginia vs Utah)	1964
4	Tony Eason (Illinois vs Alabama)	1982
4	Marcus Crandell (East Carolina vs Illinois)	1994
3	Jim Maxwell (Tennessee vs Arkansas)	1971
3	Joe Ferguson (Arkansas vs Tennessee) (M)	1971
3	Jeff Dankworth (UCLA vs Alabama)	1976
3	Todd Ellis (South Carolina vs Indiana)	1988
3	Greg Frey (Ohio State vs Air Force)	1990
3	Kris Jenner (Illinois vs Alabama)	1982
3	Kyle Israel (UCF vs Mississippi State)	2007

Highest Average Gain/Completion (Min. 17 yards)

29.0	Vince Evans (USC vs Texas A&M)	1975
23.6	Dave Schnell (Indiana vs South Carolina) (M)	1988
20.5	Neb Hayden (Alabama vs Colorado)	1969
19.7	Dave Grosz (Oregon vs Penn State)	1961
17.9	Doug Flutie (Boston College vs Notre Dame) (M)	1983
17.3	Skyler Howard (Texas A&M vs WVU) (M)	2014
17.0	Blake Mitchell (South Carolina vs Houston) (M)	2006

Longest Pass Completion (Min. 50 yards)

89	Pete Gonzalez to Jake Hoffart (Pittsburgh vs Southern Miss) (TD)	1997
----	---	------



AutoZone Liberty Bowl Individual Records

88	Dave Schnell to Rob Turner (Indiana vs South Carolina) (TD)	1988
86	Drew Lock to Johnathon Johnson (Missouri vs OK State) (TD)	2018
80	Patrick Pinkney to Daryl Freeney (East Carolina vs Kentucky) (TD)	2008
77	Kevin Kolb to Vincent Marshall (Houston vs South Carolina) (TD)	2006
77	Jacob Eason to Isaiah McKenzie (Georgia vs TCU)	2016
76	Vince Evans to Ricky Bell (USC vs Texas A&M) (TD)	1975
73	Johnny Johnson to Jasper Strong (Illinois vs East Carolina) (TD)	1994
69	Sam Richardson to Earnst Brun, Jr. (Iowa State vs Tulsa) (TD)	2012
68	Larry Smith to Chris Boyd (Vanderbilt vs Cincinnati) (TD)	2011
65	Vince Evans to Randy Simmrin (USC vs Texas A&M)	1975
65	Dak Prescott to Jameon Lewis (Mississippi State vs Rice)	2013
59	Cody Carlson to John Simpson (Baylor vs LSU) (TD)	1985
58	Dave Ragone to Damien Dorsey (Louisville vs Colorado State) (TD)	2000
58	Drew Lock to Emanuel Hall (Missouri vs OK State)	2018
55	Neb Hayden to Griff Langston (Alabama vs Colorado) (TD)	1969
54	Paul Smith to Ashlan Davis (Tulsa vs Fresno State) (TD)	2005
52	Kyle Kempt to Hakeem Butler (Iowa State vs Memphis) (TD)	2017
51	Chuck Clements to Maurice Bryant (Houston vs Syracuse)	1996
51	Chuck Clements to Scott Regimbald (Houston vs Syracuse)	1996
50	Art Schlichter to Gary Williams (Ohio State vs Navy) (TD)	1981

RECEIVING

Most Receptions (Min. 7)

10	Luke Grimm (Kansas vs Arkansas)	2022
10	Allen Lazard (Iowa State vs Memphis) (M)	2017
10	Deion Branch (Louisville vs Colorado State)	2000
10	Bobby Joe Edmonds (Arkansas vs Auburn)	1984
9	Vincent Marshall (Houston vs South Carolina)	2006
9	Jameon Lewis (Mississippi State vs Rice)	2013
9	Johnathon Johnson (Missouri vs OK State)	2018
9	Jayden Higgins (Iowa State vs Memphis)	2023
8	Bruce Adams (Kansas vs N.C. State)	1973
8	Mike Martin (Illinois vs Alabama)	1982
8	Ashlan Davis (Tulsa vs Fresno State)	2005
8	Sydney Rice (South Carolina vs Houston)	2006
8	A.J. Green (Georgia vs UCF)	2010
8	Drew Morgan (Arkansas vs Kansas State)	2015

8	Roc Taylor (Memphis vs Iowa State)	2023
8	Lawrence Arnold (Kansas vs. Arkansas)	2022
7	Milt Clegg (West Virginia vs Utah)	1964
7	Harry Martell (NC State vs Georgia)	1967
7	Alton Alexis (Tulane vs Penn State)	1979
7	David Williams (Illinois vs Alabama)	1982
7	Joey Clinkscale (Tennessee vs Minnesota)	1986
7	John Thomas (Georgia vs Arkansas)	1987
7	Steve Senn (Air Force vs Ole Miss)	1989
7	Ken Dilger (Illinois vs East Carolina)	1994
7	Sherrod Gideon (Southern Miss vs Pittsburgh) (M)	1997
7	Malcome Kennedy (Texas A&M vs WVU)	2014
7	Donnie Avery (Houston vs South Carolina)	2006
7	Tyron Johnson (OK State vs Missouri)	2018
7	Tylan Wallace (OK State vs Missouri)	2018

Most Yards Receiving (Min. 100)

220	Jameon Lewis (Mississippi State vs Rice)	2013
214	Jayden Higgins (Iowa State vs Memphis)	2023
201	Vincent Marshall (Houston vs South Carolina)	2006
185	Johnathon Johnson (Missouri vs OK State)	2018
182	Rob Turner (Indiana vs South Carolina)	1988
170	Deion Branch (Louisville vs Colorado State)	2000
167	Luke Grimm (Kansas vs. Arkansas)	2022
150	Steve Senn (Air Force vs Ole Miss)	1989
142	Allen Lazard (Iowa State vs Memphis) (M)	2017
141	Tyron Johnson (OK State vs Missouri)	2018
139	Sydney Rice (South Carolina vs Houston)	2006
128	Ashlan Davis (Tulsa vs Fresno State)	2005
127	Mike Martin (Illinois vs Alabama)	1982
124	Kirby Moore (Georgia vs N.C. State)	1967
123	Kerwin Cook (Tulane vs BYU)	1998
121	Matt Landers (Arkansas vs. Kansas)	2022
121	Jake Hoffart (Pittsburgh vs Southern Miss)	1997
121	Jim Donnan (N.C. State vs Georgia) (M)	1967
119	Lawrence Arnold (Kansas vs. Arkansas)	2022
117	John Simpson (Baylor vs LSU)	1985
113	Bart Burrell (Purdue vs Missouri)	1980
112	Kenny McKinley (South Carolina vs Houston)	2006
111	Sherrod Gideon (Southern Miss vs Pittsburgh) (M)	1997
111	Hakeem Butler (Iowa State vs Memphis)	2017
104	Earnst Brun, Jr. (Iowa State vs Tulsa)	2012
103	Isaiah McKenzie (Georgia vs TCU)	2016
102	Roc Taylor (Memphis vs Iowa State)	2023
100	Tony Buford (Indiana vs South Carolina)	1988
100	Mill Coleman (Michigan State vs Louisville)	1993

Average Gain/Receptions (Min. 3 receptions)

40.3	Matt Landers (Arkansas vs Kansas) (3x121)	2022
39.0	John Simpson (Baylor vs LSU) (3x117)	1985
37.3	Kenny McKinley (South Carolina vs Houston) (3x112)	2006
36.4	Rob Turner (Indiana vs South Carolina) (5x182)	1988
33.3	Tony Buford (Indiana vs South Carolina) (3x100)	1988



AutoZone Liberty Bowl Individual Records

32.0	Jasper Strong		
	(Illinois vs East Carolina) (3x96)	1994	
27.3	Randy Simmrin		
	(USC vs Texas A&M) (3x82)	1975	
25.7	Isaiah McKenzie		
	(Georgia vs TCU) (4x103)	2016	
24.4	Jameon Lewis		
	(Mississippi State vs Rice) (9x220)	2013	
24.2	Jake Hoffart		
	(Pittsburgh vs Southern Miss) (5x121)	1997	
22.8	Brian Brennan		
	(Boston College vs Notre Dame) (4x91)	1983	
22.5	Mickey Bruce		
	(Oregon vs Penn State) (4x90)	1960	
22.5	Jarius Wright		
	(Arkansas vs East Carolina) (4x90)	2009	
22.2	Hakeem Butler		
	(Iowa State vs Memphis) (5x111)	2017	
20.5	Johnathon Johnson		
	(Missouri vs OK State) (9x185)	2018	
20.1	Tyron Johnson		
	(OK State vs Missouri) (7x141)	2018	
17	Phil Mayhue		
	(Iowa State vs Memphis) (5x85)	2017	
16.7	Luke Grimm		
	(Kansas vs Arkansas) (10x167)	2022	
14.8	Lawrence Arnold		
	(Kansas vs Arkansas) (8x119)	2022	
14.2	Allen Lazard		
	(Iowa State vs Memphis) (10x142)	2017	
14.0	T.J. Simmons (M)		
	(West Virginia vs Army) (4x56)	2020	
14.0	Sam Brown		
	(West Virginia vs Army) (3x42)	2020	
13.8	Anthony Miller		
	(Iowa State vs Memphis) (4x55)	2017	
12.8	Bryce Ford-Wheaton		
	(West Virginia vs Army) (4x51)	2020	
12.3	Barrett Bannister		
	(Missouri vs OK State) (3x37)	2018	
12.3	Chuba Hubbard		
	(OK State vs Missouri) (3x37)	2018	
12.0	Sean Ryan		
	(West Virginia vs Army) (4x48)	2020	
11.8	Tylan Wallace		
	(OK State vs Missouri) (7x83)	2018	
9.8	Dillon Stoner		
	(OK State vs Missouri) (6x59)	2018	
9.4	Malik Knowles		
	(Kansas State vs Navy) (5x47)		
9.5	Marchie Murdock		
	(Iowa State vs Memphis) (4x38)	2017	
8.75	Kendall Blanton		
	(Missouri vs OK State) (4x35)	2018	
8.5	Patrick Taylor		
	(Iowa State vs Memphis) (4x34)	2017	

5.3	Landon Wolf		
	(OK State vs Missouri) (3x16)	2018	
3.7	Deshaunte Jones		
	(Iowa State vs Memphis) (3x11)	2017	

Most Touchdowns Receptions (Min. 2)

3	Sherrod Gideon (Southern Miss vs Pittsburgh) (M)	1997
2	Ike Harris (Iowa State vs Georgia Tech)	1972
2	Bart Burrell (Purdue vs Missouri)	1980
2	Greg Papajohn (Navy vs Ohio State)	1981
2	Joey Clinkscale (Tennessee vs Minnesota)	1986
2	Anthony Thompson (Indiana vs South Carolina)	1988
2	Steve Senn (Air Force vs Ole Miss)	1989
2	Vincent Marshall (Houston vs South Carolina)	2006
2	Malcome Kennedy (Texas A&M vs West Virginia)	2014
2	Kenny McKinley (South Carolina vs Houston)	2006
2	John Diarse (Georgia vs TCU)	2016
2	Tyron Johnson (OK State vs Missouri)	2018
2	T.J. Simmons (West Virginia vs Army) (M)	2020

Longest Reception (Min. 51 yards)

89	Jake Hoffart (Pittsburgh vs Southern Miss) (TD)	1997
88	Rob Turner (Indiana vs South Carolina) (TD)	1988
86	Johnathon Johnson (Missouri vs OK State) (TD)	2018
80	Daryl Freeney (East Carolina vs Kentucky) (TD)	2008
77	Vincent Marshall (Houston vs South Carolina) (TD)	2006
77	Isaiah McKenzie (Georgia vs TCU)	2016
76	Ricky Bell (USC vs Texas A&M) (TD) (M)	1975
73	Jasper Strong (Illinois vs East Carolina) (TD)	1994
70	Demeer Blankumsee (Memphis vs Iowa State) (TD)	2023
69	Earnst Brun, Jr. (Iowa State vs Tulsa) (TD)	2012
68	Chris Boyd (Vanderbilt vs Cincinnati) (TD)	2011
65	Randy Simmrin (USC vs Texas A&M)	1975
65	Jameon Lewis (Mississippi State vs Rice)	2013
60	Kerwin Cook (Tulane vs BYU) (TD)	1998
59	Matt Landers (Arkansas vs Kansas)	2022
59	John Simpson (Baylor vs LSU) (TD)	1985
58	Damien Dorsey (Louisville vs Colorado State) (TD)	2000
58	Emanuel Hall (Missouri vs OK State)	2018
55	Griff Langston (Alabama vs Colorado) (TD)	1969
54	Ashlan Davis (Tulsa vs Fresno State) (TD)	2005
53	Jayden Higgins (Iowa State vs Memphis) (TD)	2023
52	Hakeem Butler (Iowa State vs Memphis) (TD)	2017
51	Maurice Bryant (Houston vs Syracuse)	1996
51	Scott Regimbald (Houston vs Syracuse)	1996
51	Joseph Scates (Memphis vs Iowa State) (TD)	2023

TOTAL OFFENSE

Most Total Offense Plays (Min. 42 plays)

80	Kyle Kempt		
	(Iowa State vs Memphis) (42 rush/38 pass)	2017	
80	Drew Lock		
	(Missouri vs OK State) (42 rush/38 pass)	2018	
79	Taylor Cornelius (M)		
	(OK State vs Missouri) (44 pass/35 rush)	2018	
69	Jalen Daniels		
	(Kansas vs Arkansas) (14 rush/ 55 pass)	2022	
6			



AutoZone Liberty Bowl Individual Records

65	Tony Eason	(Illinois vs Alabama) (10 rush/55 pass)	1982
59	Riley Ferguson	(Iowa State vs Memphis) (26 rush/33 pass)	2017
54	Shaun King (M)	(Tulane vs BYU) (16 rush/38 pass)	1998
53	Marcus Crandell	(East Carolina vs Stanford) (7 rush/46 pass)	1995
52	Matt Newton	(Colorado State vs Southern Miss) (6 rush/46 pass)	1999
50	Aaron Murray	(Georgia vs UCF) (12 rush, 38 pass)	2010
49	Dave Feterik	(BYU vs Tulane) (5 rush/44 pass)	1998
47	Roch Hontas (M)	(Tulane vs Penn State) (8 rush/39 pass)	1979
46	Todd Ellis	(South Carolina vs Indiana) (9 rush/37 pass)	1988
46	Kevin Kolb	(Houston vs South Carolina) (7 rush/39 pass)	2006
46	Patrick Pinkney	(East Carolina vs Kentucky) (10 rush/36 pass)	2008
45	Marcus Crandell	(East Carolina vs Illinois) (4 rush/41 pass)	1994
45	Kyle Allen (M)	(Texas A&M vs West Virginia) (10 rush/35 pass)	2014
44	Dave Ragone	(Louisville vs Colorado State) (7 rush/37 pass)	2000
43	KJ Jefferson (M)	(Arkansas vs Kansas) (14 rush/29 pass)	2022
42	Doug Flutie (M)	(Boston College vs Notre Dame) (5 rush/37 pass)	1983
42	John Darnell	(Ole Miss vs Air Force) (9 rush/33 pass)	1989
42	Dustin Almond	(Southern Miss vs Utah) (9 rush/33 pass)	2003
42	Dak Prescott (M)	(Mississippi State vs Rice) (14 rush/28 pass)	2013
Most Total Offense Yards (Min. 250 yards)			
565	Jalon Daniels	(Kansas vs Arkansas) (21 rush/544 pass)	2022
417	KJ Jefferson (M)	(Arkansas vs Kansas) (130 rush/287 pass)	2022
413	Tony Eason	(Illinois vs Alabama) (-10 rush/423 pass)	1982
403	Drew Lock	(Missouri vs OK State) (30 rush/373 pass)	2018
385	Shaun King (M)	(Tulane vs BYU) (109 rush/276 pass)	1998
381	Kevin Kolb	(Houston vs South Carolina) (-5 rush/386 pass)	2006
367	Dave Schnell (M)	(Indiana vs South Carolina) (-11 rush/378 pass)	1988
361	Dak Prescott (M)	(Mississippi State vs Rice) (78 rush/283 pass)	2013
357	Taylor Cornelius (M)	(OK State vs Missouri) (21 rush/336 pass)	2018

346	Kyle Kempt	(Iowa State vs Memphis) (32 rush/314 pass)	2017
345	Blake Mitchell (M)	(South Carolina vs Houston) (22 rush/323 pass)	2006
340	Dave Ragone	(Louisville vs Colorado State) (19 rush/321 pass)	2000
339	Riley Ferguson	(Memphis vs Iowa State) (53 rush/286 pass)	2017
327	Kyle Allen (M)	(Texas A&M vs West Virginia) (33 rush/294 pass)	2014
296	Patrick Pinkney	(East Carolina vs Kentucky) (0 rush/296 pass)	2008
295	Bob Anderson (M)	(Colorado vs Alabama) (254 rush/41 pass)	1969
279	Paul Smith (M)	(Tulsa vs Fresno State) (45 rush/234 pass)	2005
270	Malcolm Perry (M)	(Navy vs Kansas State) (213 rush/57 pass)	2019
269	Stefan LeFlors (M)	(Louisville vs Boise State) (76 rush/193 pass)	2005
261	John Damell	(Ole Miss vs Air Force) (0 rush/261 pass)	1989
260	Terry Baker (M)	(Oregon State vs Villanova) (137 rush/123 pass)	1962
Highest Average Gain/Play (Min. 30 plays)			
10.2	Dave Schnell (M)	(Indiana vs South Carolina) (-11 rush/378 pass)	1988
9.3	Blake Mitchell (M)	(South Carolina vs Houston) (22 rush/323 pass)	2006
9.15	Drew Lock	(Missouri vs OK State) (30 rush/373 pass)	2018
8.6	Dak Prescott (M)	(Mississippi State vs Rice) (78 rush/283 pass)	2013
8.4	Kyle Allen (M)	(Texas A&M vs West Virginia) (10 rush/294 pass)	2014
8.3	Kevin Kolb	(Houston vs South Carolina) (-5 rush/386 pass)	2006
8.2	Paul Smith (M)	(Tulsa vs Fresno State) (45 rush/234 pass)	2005
7.7	Dave Ragone	(Louisville vs Colorado State) (19 rush/321 pass)	2000
7.6	Terry Baker (M)	(Oregon State vs Villanova) (137 rush/123 pass)	1962
7.5	Bob Anderson (M)	(Colorado vs Alabama) (254 rush/41 pass)	1969
7.1	Shaun King (M)	(Tulane vs BYU) (109 rush/276 pass)	1998
7.1	Stefan LeFlors (M)	(Louisville vs Boise State) (76 rush/193 pass)	2004
6.4	Taylor Cornelius (M)	(OK State vs Missouri) (21 rush/336 pass)	2018
5.7	Riley Ferguson	(Iowa State vs Memphis) (53 rush/286 pass)	2017
4.3	Kyle Kempt		



AutoZone Liberty Bowl Individual Records

(Iowa State vs Memphis) (32 rush/314 pass) 2017

ALL-PURPOSE YARDAGE

Most All-Purpose Yards/Game (Min. 180)

279	Vincent Marshall (Houston vs South Carolina)	2006
277	Bob Anderson (Colorado vs Alabama) (M)	1969
267	Jameon Lewis (Mississippi State vs Rice)	2013
259	Alex Collins (Arkansas vs Kansas State) (M)	2015
231	Willie Jones (Iowa State vs Georgia Tech)	1972
225	Mike Rigell (BYU vs Tulane)	1998
221	Rob Turner (Indiana vs South Carolina)	1988
209	Trey Watts (Tulsa vs Iowa State) (M)	2012
207	Larry Rountree III (Missouri vs OK State)	2018
201	Malcolm Thomas (Syracuse vs Houston) (M)	1996
196	Deion Branch (Louisville vs Colorado State)	2000
195	Randy Baldwin (Ole Miss vs Air Force) (M)	1989
188	David Abercrombie (Tulane vs Colorado) (M)	1970
185	Johnathon Johnson (Missouri vs OK State)	2018
184	Harry Douglas (Louisville vs Boise State)	2004
182	Chuba Hubbard (OK State vs Missouri)	2018

KICKING

Most Kicking Points (Min. 8)

13	Chad Holcomb (East Carolina vs Stanford) (1 PAT/4 FG)	1995
12	Bucky Berrey (Alabama vs UCLA) (3 PAT/3 FG)	1976
11	Brad Palazzo (Tulane vs BYU) (5 PAT/2 FG)	1998
11	Matthew McCrane (Kansas State vs Arkansas) (2 PAT/3 FG)	2015
10	C.W. Hurst (Colorado State vs Louisville) (1 PAT/3 FG)	2000
10	Pete Stoyanovich (Indiana vs South Carolina) (4 PAT/2 FG)	1988
10	Van Brown (Ole Miss vs Virginia Tech) (4 PAT/2 FG)	1968
9	Dave Haney (Colorado vs Alabama) (6 PAT/1 FG)	1969
9	Tucker McCann (Missouri vs OK State) (3 PAT/2 FG)	2018
9	Cam Little (Arkansas vs Kansas) (6 PAT/1 FG)	2022

8 players tied with 8 each

Most PATs Attempted (Min. 5)

6	Dave Haney (Colorado vs Alabama) (6x6)	1969
6	Greg Hogue (Ole Miss vs Air Force) (6x6)	1989
6	Tim Hardaway (Southern Miss vs Pittsburgh) (4x6)	1997
6	Ryan Succop (South Carolina vs Houston) (5x6)	2006
6	Evan Sobiesk (Mississippi State vs Rice) (5x6)	2013
6	Josh Lambo (Texas A&M vs West Virginia) (6x6)	2014
6	Cole Hedlund (Arkansas vs Kansas State) (6x6)	2015
6	Cam Little (Arkansas vs Kansas) (6x6)	2022
5	Henry Opperman (Penn State vs Oregon) (4x5)	1960
5	Joseph Wood (Air Force vs Mississippi State) (5x5)	1991

5	Brad Palazzo (Tulane vs BYU) (5x5)	1998
5	Arthur Carmody (Louisville vs Boise St.) (5x5)	2004
5	Matt Ammendola (OK State vs Missouri) (5x5)	2018

12 players tied with 4 each

Most PATs Made (Min. 5)

6	Dave Haney (Colorado vs Alabama) (6x6)	1969
6	Greg Hogue (Ole Miss vs Air Force) (6x6)	1989
6	Josh Lambo (Texas A&M vs West Virginia) (6x6)	2014
6	Cole Hedlund (Arkansas vs Kansas State) (6x6)	2015
6	Cam Little (Arkansas vs Kansas) (6x6)	2022
5	Joseph Wood (Air Force vs Mississippi State) (5x5)	1991
5	Brad Palazzo (Tulane vs BYU) (5x5)	1998
5	Arthur Carmody (Louisville vs Boise State) (5x5)	2004
5	Ryan Succop (South Carolina vs Houston) (5x6)	2006
5	Evan Sobiesk (Mississippi State vs Rice) (5x6)	2013
5	Matt Ammendola (OK State vs Missouri) (5x5)	2018

13 players tied with 4 each

Most Field Goals Attempted/Game (Min. 4)

5	Ben Hartman (East Carolina vs Arkansas)	2009
5	Chad Holcomb (East Carolina vs Stanford)	1995
4	Herb Menhardt (Penn State vs Tulane)	1979
4	John Kasay (Georgia vs Arkansas)	1987
4	Terry Syler (Baylor vs LSU)	1985
4	Brian Lee (Ole Miss vs Air Force)	1992

9 tied at 3 each

Most Field Goals Made/Game (Min. 3)

4	Chad Holcomb (East Carolina vs Stanford)	1995
3	Bucky Berrey (Alabama vs UCLA)	1976
3	Herb Menhardt (Penn State vs Tulane)	1979
3	C.W. Hurst (Colorado State vs Louisville)	2000
3	Matthew McCrane (Kansas State vs Arkansas)	2015

Longest Field Goal Made (Min. 41 yds)

48	Tyler Jones (Boise State vs Louisville)	2004
47	Tom Biddle (North Carolina vs Nebraska)	1977
46	Chad Holcomb (East Carolina vs Stanford)	1995
46	Van Brown (Ole Miss vs Virginia Tech)	1968
46	Jeff Babcock (Colorado State vs TCU)	2002
45	Michael Torres (UCF vs Mississippi State)	2007
45	Glen Walker (USC vs Texas A&M)	1975
45	Ryan Succop (South Carolina vs Houston)	2006
44	Tony Milano (Cincinnati vs Vanderbilt)	2011
43	Justin Canale (Mississippi State vs N.C. State)	1963
43	Collin Mackie (South Carolina vs Indiana)	1988
43	Ben Hartman (East Carolina vs Kentucky)	2008
42	Tyler Jones (Boise State vs Louisville)	2004
42	Jimmy Keyes (Ole Miss vs Auburn)	1965
41	Chad Holcomb (East Carolina vs Stanford)	1995
41	Blair Walsh (Georgia vs UCF)	2010

PUNTING

Most Punts/Game (Min. 9)

11	Blake McAdams (Mississippi State vs UCF)	2007
11	Gene Fisher (Virginia Tech vs Miami)	1966



AutoZone Liberty Bowl Individual Records

9	Chuck Norman (Ole Miss vs Auburn)	1965
9	Lewis Colbert (Auburn vs Arkansas)	1984
9	Rodney Price (South Carolina vs Indiana)	1988
9	Matt Kovacevich (Utah vs Southern Miss)	2003

Most Yards Punted/Game (Min. 310)

432	Gene Fisher (Virginia Tech vs Miami)	1966
384	Blake McAdams (Mississippi State vs UCF)	2007
382	Matt Dodge (East Carolina vs Kentucky)	2008
366	Luke Johnson (Southern Miss vs Utah)	2003
341	Lewis Colbert (Auburn vs Arkansas)	1984
341	Matt Kovacevich (Utah vs Southern Miss)	2003
338	Rodney Price (South Carolina vs Indiana)	1988
333	Frank Wills (Tulane vs Penn State)	1979
325	Matt DeFrank (LSU vs Baylor)	1985
312	Tommy Lunceford (Auburn vs Ole Miss)	1965

Highest Punt Average/Game (Min. 42.5)

52.0	Corey Fatony (Missouri vs OK State)	2018
51.3	Devin Anctil (Kansas State vs Navy)	2019
48.0	Jalen Daniels (Kansas vs Arkansas)	2022
47.8	Matt Dodge (East Carolina vs Kentucky)	2008
47.7	Matt Hockett (OK State vs Missouri)	2018
47.5	Zach Harding (Army vs West Virginia)	2020
46.2	Matt Dodge (East Carolina vs Arkansas)	2009
45.8	Luke Johnson (Southern Miss vs Utah)	2003
45.0	Ryan Succop (South Carolina vs Houston)	2006
45.0	Ralph Giacomarro (Penn State vs Tulane)	1979
44.8	Joey Huber (Colorado State vs Louisville)	2000
44.0	Colin Downing (Iowa State vs Memphis)	2017
43.8	Bobby Majors (Tennessee vs Arkansas)	1971
43.7	Tyler Perkins (Iowa State vs Memphis)	2023
43.3	Jason Christ (Air Force vs Mississippi State)	1991
43.3	Eric Olsen (Air Force vs Ole Miss)	1989
43.3	Nick Walsh (Kansas State vs Arkansas)	2015
43.0	Reid Bauer (Memphis vs Iowa State)	2023
42.9	John Stearnes (Colorado vs Tulane)	1970
42.8	Blake Clingan (UCF vs Mississippi State)	2007

Longest Punt/Game (Min. 50)

73	Joey Huber (Colorado State vs Louisville)	2000
69	Corey Fatony (Missouri vs OK State)	2018
68	Matt Dodge (East Carolina vs Kentucky)	2008
64	Matt DeFrank (LSU vs Baylor)	1985
64	Devin Anctil (Kansas State vs Navy)	2019
63	Matt Dodge (East Carolina vs Arkansas)	2009
61	Pat O'Connell (Cincinnati vs Vanderbilt)	2011
61	Richard Kent (Vanderbilt vs Cincinnati)	2011
59	Brandon Brookfield (Louisville vs Michigan St)	1993
57	Ralph Giacomarro (Penn State vs Tulane)	1979
56	John Stearnes (Colorado vs Tulane)	1970
56	Jason Christ (Air Force vs Mississippi State)	1991
56	Luke Johnson (Southern Miss vs Utah)	2003
56	Blake Clingan (Georgia vs UCF)	2010
55	Bobby Majors (Tennessee vs Arkansas)	1971
55	Frank Wills (Tulane vs Penn State)	1979
55	Blake Clingan (UCF vs Mississippi State)	2007
54	Matt Hockett (OK State vs Missouri)	2018

53	Spencer Smith (Iowa State vs Memphis)	2017
52	Colin Downing (Iowa State vs Memphis)	2017
52	Tyler Perkins (Iowa State vs Memphis)	2023

KICKOFF RETURNS

Most Kickoff Returns/Game (Min. 5)

6	Wally Henry (UCLA vs Alabama)	1976
6	Robert Brooks (South Carolina vs Indiana)	1986
6	Mike Rigell (BYU vs Tulane)	1998
5	Willie Jones (Iowa State vs Georgia Tech) (TD)	1972
5	Perez Mattison (East Carolina vs Illinois)	1994
5	Ketric Sanford (Houston vs Syracuse)	1996
5	Pete Rebstock (Colorado State vs Louisville)	1999
5	Harry Douglas (Louisville vs Boise State)	2004
5	Chris Carr (Boise State vs Louisville)	2004
5	Malcom Hill (Mississippi State vs Rice)	2013
5	Reggie Davis (Georgia vs TCU)	2016

Most Kickoff Return Yds/Game (Min. 110)

220	Mike Rigell (BYU vs Tulane)	1998
166	Willie Jones (Iowa State vs Georgia Tech)	1972
146	Robert Brooks (South Carolina vs Indiana)	1988
138	Ketric Sanford (Houston vs Syracuse)	1996
130	Dwight Beverly (Illinois vs Alabama)	1982
122	Steve Engel (Colorado vs Alabama)	1969
120	Ralph Abernathy (Cincinnati vs Vanderbilt)	2011
119	Harry Douglas (Louisville vs Boise State)	2004
117	Damon Dunn (Stanford vs East Carolina)	1995
114	Chris Carr (Boise State vs Louisville)	2004

Longest Kickoff Return (Min. 50)

99	David Jones (Kentucky vs East Carolina) (TD)	2008
93	Willie Jones (Iowa State vs Georgia Tech) (TD)	1972
92	Ron Fellows (Missouri vs Purdue) (TD)	1980
91	Steve Engel (Colorado vs Alabama) (TD)	1969
90	Ralph D. Abernathy (Cincinnati vs Vanderbilt)	2011
79	Mike Rigell (BYU vs Tulane)	1998
70	Zek Parker (Louisville vs BYU)	2001
68	Alex Collins (Arkansas vs Kansas State) (M)	2015
66	David Abercrombie (Tulane vs Colorado) (M)	1970
52	Malik Knowles (Kansas State vs Navy)	2019
50	KaVonte Turpin (Georgia vs TCU)	2016

Longest Kickoff Return TD (Min. 50)

99	David Jones (Kentucky vs East Carolina)	2008
93	Willie Jones (Iowa State vs Georgia Tech)	1972
92	Ron Fellows (Missouri vs Purdue)	1980
91	Steve Engel (Colorado vs Alabama)	1969
90	Ralph David Abernathy (Cincinnati vs Vanderbilt)	2011

PUNT RETURNS

Most Punt Returns/Game (Min. 4)

6	Joe Burnett (UCF vs Mississippi State)	2007
5	Jim Wahnee (Miami vs Virginia Tech)	1965
4	Dexter Wynn (Colorado State vs Louisville)	2000
4	Montrell Jones (Louisville vs Boise State)	2004

Most Punt Return Yards/Game (Min. 50)

79	Norman Jefferson (LSU vs Baylor)	1985
----	----------------------------------	------

AutoZone Liberty Bowl Individual Records



64	Dexter Wynn (Colorado State vs Louisville)	2000
63	Bob Smith (Maryland vs Tennessee)	1974
58	Pat Coleman (Ole Miss vs Air Force)	1989
54	Stanley Morgan (Tennessee vs Maryland)	1974
54	Joe Burnett (UCF vs Mississippi State)	2007

Longest Punt Return/Game (Min. 50)

79	Norman Jefferson (LSU vs Baylor) (TD)	1985
66	Phillip Brooks (Kansas State vs Navy)	2019
63	Bob Smith (Maryland vs Tennessee)	1974
60	Nick Spinelli (Miami vs Syracuse) (TD)	1961
58	Pat Coleman (Ole Miss vs Air Force) (TD)	1989

Longest Punt Return TD/Game (Min. 30)

79	Norman Jefferson (LSU vs Baylor)	1985
66	Phillip Brooks (Kansas State vs Navy)	2019
60	Nick Spinelli (Miami vs Syracuse)	1961
58	Pat Coleman (Ole Miss vs Air Force)	1989
34	Mike Tolbert (South Carolina vs Indiana)	1988

DEFENSIVE RECORDS

Most Solo Tackles/Game (Min. 11)

12	Randy White (Maryland vs Tennessee) (M)	1974
11	Mike Widger (Virginia Tech vs Ole Miss)	1968
11	Steve Poole (Tennessee vs Maryland)	1974
11	Lee Kunz (Nebraska vs North Carolina)	1977
11	Anthony Griggs (Ohio State vs Navy)	1981
11	Brian Hill (Air Force vs Ohio State)	1990

8 players tied at 10

Most Assisted Tackles/Game (Min. 10)

13	Alvin Samples (Alabama vs Colorado)	1969
13	A.J. Klein (Iowa State vs Tulsa)	2012
11	Robin Parkhouse (Alabama vs Colorado)	1969
11	Bill Collins (Colorado vs Alabama)	1969
10	Jim Duke (Alabama vs Colorado)	1969
10	Danny Gilbert (Alabama vs Colorado)	1969
10	Rick Ogle (Colorado vs Alabama)	1969
10	Buddy Curry (North Carolina vs Nebraska)	1977

Most Total Tackles/Game (Min. 16)

19	George Andrews (Nebraska vs North Carolina)	1977
19	A.J. Klein (Iowa State vs Tulsa)	2012
18	Barry Krauss (Alabama vs UCLA) (M)	1976
18	Buddy Curry (North Carolina vs Nebraska)	1977
18	Lee Kunz (Nebraska vs North Carolina)	1977
17	Anthony Griggs (Ohio State vs Navy)	1981
16	Harry Walters (Maryland vs Tennessee)	1974
16	Randy White (Maryland vs Tennessee)	1974
16	Frank Robinson (Tulane vs Penn State)	1979
16	Chris Carrier (LSU vs Baylor)	1985
16	Keo Coleman (Mississippi State vs Air Force)	1991

Most Fumble Recoveries/Game

2	David Cochran (Alabama vs Penn State)	1959
---	---------------------------------------	------

32 players tied at one

Longest Fumble Return TD

74	Morgan Scalley (Utah vs Southern Miss) (M)	2003
56	Ventrell Jenkins (Kentucky vs East Carolina) (M)	2008
35	Shannon Yates (Air Force vs Mississippi State)	1991
16	Perry Phenix (Southern Miss vs Pittsburgh)	1997
5	Chad Williams (Southern Miss vs Colorado State)	1999
0	Vergil Simpson (Air Force vs Mississippi State)	1991

Most Pass Break Ups/Game (Min. 3)

4	Jason Goss (TCU vs Colorado State)	2002
4	Josh Savage (Utah vs Southern Miss)	2003
3	Leroy Pruitt (Stanford vs East Carolina)	1995
3	Carlton McDonald (Air Force vs Mississippi State)	1991
3	Carlton McDonald (Air Force vs Ohio State)	1990
3	Justin Boddie (UCF vs Georgia)	2010

29 players tied at 2

Most Blocked Kicks/Game

2	Linval Joseph (East Carolina vs Kentucky)	2008
1	L.J. Collier (TCU vs Georgia)	2016
1	Mike Scott (OK State vs Missouri)	2018

Most Pass Interceptions/Game (Min. 2)

3	Louis Campbell (Arkansas vs Tennessee)	1971
3	Jeremiah Castille (Alabama vs Illinois) (M)	1982
2	Dennis Bishop (Illinois vs Alabama)	1982
2	Carlton McDonald (Air Force vs Ohio State)	1990
2	Antwoine Patton (Illinois vs East Carolina)	1994
2	Derek Pegues (Mississippi State vs UCF) (M)	2007
2	Casey Hayward (Vanderbilt vs Cincinnati)	2011
2	Cam Hilton (Missouri vs OK State)	2018

Most Pass Interception Yds/Game (Min. 50)

92	Andy Avalos (Boise State vs Louisville)	2004
79	Michael Jordan (Tulane vs BYU)	1998
70	Robert Bailey (Ole Miss vs Virginia Tech)	1968
63	Terrance Parrish (Southern Miss vs Pittsburgh)	1997
57	Dennis Bishop (Illinois vs Alabama)	1982
54	Carlton McDonald (Air Force vs Ohio State)	1990
50	Marvin Godbolt (TCU vs Colorado State)	2002

Most Pass Interception TDs/Game (Min. 1)

1	Andy Avalos (Boise State vs Louisville)	2004
1	Robert Bailey (Ole Miss vs Virginia Tech)	1968
1	Gary Faulkner (Georgia Tech vs Iowa State)	1972
1	Jim Henderson (North Carolina State vs Kansas)	1973
1	Michael Jordan (Tulane vs BYU)	1998
1	Carlton McDonald (Air Force vs Ohio State)	1990
1	Terrance Parrish (Southern Miss vs Pittsburgh)	1997
1	Adalius Thomas (Southern Miss vs Pittsburgh)	1997
1	Tramain Thomas (Arkansas vs East Carolina)	2009
1	Jeremy Reeves (Iowa State vs Tulsa)	2012
1	KJ Dillion (West Virginia vs Texas A&M)	2014

Longest Pass Interception Return/Game (Min. 70)

92	Andy Avalos (Boise State vs Louisville)	2004
79	Michael Jordan (Tulane vs BYU)	1998
70	Robert Bailey (Ole Miss vs Virginia Tech)	1968



AutoZone Liberty Bowl Individual Records

Longest Interception Return/Touchdown (Min. 40)

92	Andy Avalos (Boise State vs Louisville)	2004
79	Michael Jordan (Tulane vs BYU)	1998
70	Robert Bailey (Ole Miss vs Virginia Tech)	1968
63	Terrance Parrish (Southern Miss vs Pittsburgh)	1997
44	Barry Krauss (Alabama vs UCLA) (M)	1976
41	Tony Collier (Ole Miss vs Air Force)	1992
40	Carlton McDonald (Air Force vs Ohio State)	1990

Longest Blocked Punt Return/Touchdown

34	Mike Tolbert (South Carolina vs Indiana)	1988
20	Kenneth Olson (Navy vs Ohio State)	1981
11	Tommy Inman (Mississippi State vs NC State)	1963
2	Kwame Ellis (Stanford vs East Carolina) (M)	1995
0	Brandon Frances (Southern Miss vs Colorado State)	1999

Most Tackles for Loss/Game (Min. 3)

4	Anthony Griggs (Ohio State vs Navy)	1981
4	Donovan Arp (Louisville vs Colorado State)	2000
3.5	Trenton Thompson (Georgia vs TCU) (M)	2016
3	Jon Leverenz (Minnesota vs Tennessee)	1986
3	Wayne Martin (Arkansas vs Georgia)	1987
3	Artis Ford (Ole Miss vs Air Force)	1992
3	Chris Hoke (BYU vs Tulane)	1998
3	Dewayne White (Louisville vs Colorado State)	2000
3	Ryan Denney (BYU vs Louisville)	2001
3	Martin Patterson (TCU vs Colorado State)	2002
3	Ray Holdcraft (Utah vs Southern Miss)	2003
3	Rod Davis (Southern Miss vs Utah)	2003
3	Sha'Reef Rashad (UCF vs Mississippi State)	2007
3	J.D. Waggoner (Iowa State vs Memphis)	2017

Most Tackles for Loss Yards/Game (Min. 26)

32	Nathan Jones (Arkansas vs Auburn)	1984
28	Genard Avery (Memphis vs Iowa State)	2017
26	Anthony Griggs (Ohio State vs Navy)	1981
26	Dewayne White (Louisville vs Colorado State)	2000

Most Quarterback Sacks/Game (Min. 2)

3	Trenton Thompson (Georgia vs TCU) (M)	2016
2	Anthony Griggs (Ohio State vs Navy)	1981
2	Russ Wood (Alabama vs Illinois)	1982
2	James Lee (Baylor vs LSU)	1985
2	Joe Huff (Indiana vs South Carolina)	1988
2	Doug Schlereth (Indiana vs South Carolina)	1988
2	Cassius Ware (Ole Miss vs Air Force) (M)	1992
2	Richard Glover (Michigan State vs Louisville)	1993
2	Dewayne White (Louisville vs Colorado State)	2000
2	Bobby Leffew (Louisville vs BYU)	2001
2	Dave Revill (Utah vs Southern Miss)	2003
2	Casper Brinkley (South Carolina vs Houston)	2006
2	Shawn Jackson (Tulsa vs Iowa State)	2012
2	Jordan Willis (Kansas State vs Arkansas)	2015
2	Genard Avery (Memphis vs Iowa State)	2017
2	J.D. Waggoner (Iowa State vs Memphis)	2017
2	JaQuan Bailey (Iowa State vs Memphis)	2017
2	Diego Fagot (Navy vs Kansas State)	2019
2	Tyree Wilson (Texas Tech vs Mississippi State)	2021

Most Quarterback Sack Yds/Game (Min. 16)

27	Trenton Thompson (Georgia vs TCU) (M)	2016
25	Dewayne White (Louisville vs Colorado State)	2000
21	Anthony Griggs (Ohio State vs Navy)	1981
21	David Edwards (Illinois vs Alabama)	1982
19	Genard Avery (Memphis vs Iowa State)	2017
17	James Lee (Baylor vs LSU)	1985
17	Joe Huff (Indiana vs South Carolina)	1988
17	Richard Glover (Michigan State vs Louisville)	1993
16	Doug Schlereth (Indiana vs South Carolina)	1988
16	Dave Revill (Utah vs Southern Miss)	2003

SCORING

Most Points Scored - Game (Min. 40)

55	Arkansas (vs Kansas)	2022
53	Kansas (vs Arkansas)	2022
47	Colorado (vs Alabama)	1969
45	Texas A&M (vs West Virginia)	2014
45	Arkansas (vs Kansas State)	2015
44	Louisville (vs Boise State)	2004
44	South Carolina (vs Houston)	2006
44	Mississippi State (vs Rice)	2013
42	Ole Miss (vs Air Force)	1989
41	Tulane (vs BYU)	1998
41	Southern Miss (vs Pittsburgh)	1997
41	Penn State (vs Oregon)	1960
40	Boise State (vs Louisville)	2004

Fewest Points Scored - Game

0 6 teams tied at 0

Most Points Scored Two Teams - Game (Min. 55)

108	Arkansas 55/Kansas 53	2022
84	Louisville 44/Boise State 40	2004
82	Texas A&M 45/West Virginia 37	2014
80	South Carolina 44/Houston 36	2006
80	Colorado 47/Alabama 33	1969
71	Ole Miss 42/Air Force 29	1989
71	OK State 38/Missouri 33	2018
68	Tulane 41/BYU 27	1998
68	Arkansas 45/Kansas State 23	2015
61	Georgia Tech 31/Iowa State 30	1972
59	Ohio State 31/Navy 28	1981
55	Tulsa 31/Fresno State 24	2005
55	Cincinnati 31/Vanderbilt 24	2011

Fewest Combined Points Scored - Game (Min. 15)

6	Oregon State 6/Villanova 0	1962
7	Penn State 7/Alabama 0	1959
10	Tennessee 7/Maryland 3	1974
13	Ole Miss 13/Air Force 0	1992
13	Mississippi State 10/UCF 3	2007
15	Penn State 9/Tulane 6	1979

Most Points Scored - Quarter (Min. 20)

24	Arkansas (vs Kansas) (1st)	2022
21	Penn State (vs Oregon) (2nd)	1960
21	Colorado (vs Alabama) (2nd)	1969
21	BYU (vs Tulane) (4th)	1998
21	Boise State (vs Louisville) (2nd)	2004
21	Houston (vs South Carolina) (2nd)	2006



AutoZone Liberty Bowl Team Records

21	OK State (vs Missouri) (3rd)	2018
20	South Carolina (vs Houston) (2nd)	2006
20	Penn State (vs Oregon) (4th)	1960
20	Mississippi State (vs Rice) (2nd)	2013
20	Texas A&M (vs West Virginia) (1st)	2014

Most Points Scored - Quarter Two Team (Min. 24)

41	Houston 21/South Carolina 20 (2nd)	2006
40	Colorado 21/Alabama 19 (2nd)	1969
34	Texas A&M 20/West Virginia 14 (1st)	2014
31	Arkansas 24/Kansas 7 (4th)	2022
28	BYU 21/Tulane 7 (4th)	1998
28	Boise State 21/Louisville 7 (2nd)	2004
27	17 Cincinnati/ Vanderbilt 10 (4th)	2011
24	Louisville 14/Boise State 10 (1st)	2004
24	Tulsa 17/Fresno State 7 (2nd)	2005
24	Arkansas 17/East Carolina 7 (3rd)	2009
24	Iowa State 17/Tulsa 7 (1st)	2012
24	Arkansas 14/Kansas State 10 (1st)	2015
24	OK State 21/ Missouri 3 (3rd)	2018

Most Points Scored - Half (Min. 27)

31	Arkansas (vs Kansas) (1st)	2022
31	Colorado (vs Alabama) (1st)	1969
31	Boise State (vs Louisville) (1st)	2004
28	Texas A&M (vs West Virginia) (1st)	2014
28	Houston (vs South Carolina) (1st)	2006
28	Ole Miss (vs Air Force) (1st)	1989
27	South Carolina (vs Houston) (1st)	2006
27	Southern Miss (vs Pittsburgh) (2nd)	1997
27	Mississippi State (vs Rice) (1st)	2013

Most Points Scored - Half Two Teams (Min. 37)

55	Texas A&M 28/West Virginia 27 (1st)	2014
55	Houston 28/South Carolina 27 (1st)	2006
52	Boise State 31/Louisville 21 (1st)	2004
50	Colorado 31/Alabama 19 (1st)	1969
44	Arkansas 31/Kansas 13 (1st)	2022
42	Tulane 21/BYU 21 (2nd)	1998
41	OK State 24/ Missouri 17 (2nd)	2018
38	Iowa State 21/Georgia Tech 17 (1st)	1972
38	Tulsa 21/Iowa State 17 (1st)	2012
37	Ole Miss 28/Air Force 9 (1st)	1989
37	Southern Miss 20/Colorado State 17 (1st)	1999

Largest Margin of Victory - Game (Min. 25)

37	Mississippi State 44 vs Rice 7	2013
34	Southern Miss 41 vs Pittsburgh 7	1997
30	Illinois 30 vs East Carolina 0	1994
30	Alabama 36 vs UCLA 6	1976
29	Penn State 41 vs Oregon 12	1960
27	Ole Miss 34 vs Virginia Tech 7	1968
27	Texas Tech 34 vs Mississippi State 7	2021
26	Utah 32 vs West Virginia 6	1964

Smallest Margin of Victory - Game (Max. 1)

1	Notre Dame 19 vs Boston College 18	1983
1	Georgia Tech 31 vs Iowa State 30	1972
1	Tennessee 14 vs Arkansas 13	1971
1	Syracuse 15 vs Miami 14	1961
1	Iowa State 21 vs Memphis 20	2017

Most Touchdowns - Game (Min. 5)

7	Arkansas (vs Kansas)	2022
---	----------------------	------

7	Kansas (vs Arkansas)	2022
6	Penn State (vs Oregon)	1960
6	Colorado (vs Alabama)	1969
6	Ole Miss (vs Air Force)	1989
6	Southern Miss (vs Pittsburgh)	1997
6	Louisville (vs Boise State)	2004
6	Mississippi State (vs Rice)	2013
6	Texas A&M (vs West Virginia)	2014
6	Arkansas (vs Kansas State)	2015
5	Air Force (vs Mississippi State)	1991
5	Tulane (vs BYU)	1998
5	Boise State (vs Louisville)	2004
5	Houston (vs South Carolina)	2006
5	South Carolina (vs Houston)	2006
5	OK State (vs Missouri)	2018
5	Memphis (vs Iowa State)	2023

Most Rushing Touchdowns - Game (Min. 3)

5	Kansas (vs Arkansas)	2022
5	Penn State (vs Oregon)	1960
5	Colorado (vs Alabama)	1969
5	Arkansas (vs Kansas State)	2015
4	Syracuse (vs Houston)	1996
4	Tulsa (vs Iowa State)	2012
3	Utah (vs West Virginia)	1964
3	N.C. State (vs Kansas)	1973
3	Ole Miss (vs Air Force)	1989
3	Air Force (vs Mississippi State)	1991
3	Louisville (vs Boise State)	2004
3	Mississippi State (vs Rice)	2013
3	Army (vs West Virginia)	2020
3	Texas Tech (vs Mississippi State)	2021

Most Touchdown Passes - Game (Min. 3)

5	Kansas (vs Arkansas)	2022
4	Purdue (vs Missouri)	1980
4	Texas A&M (vs West Virginia)	2014
4	Illinois (vs East Carolina)	1994
4	South Carolina (vs Houston)	2006
4	OK State (vs Missouri)	2018
4	Memphis (vs Iowa State)	2023
3	Georgia Tech (vs Iowa State)	1972
3	Boston College (vs Notre Dame)	1983
3	Tennessee (vs Minnesota)	1986
3	Southern Miss (vs Pittsburgh)	1997
3	Louisville (vs BYU)	2001
3	Louisville (vs Boise State)	2004
3	Houston (vs South Carolina)	2006
3	Mississippi State (vs Rice)	2013
3	Missouri (vs OK State)	2018
3	West Virginia (vs Army)	2020

Most Field Goals Made/Game (Min. 3)

4	East Carolina (vs Stanford)	1995
3	Alabama (vs UCLA)	1976
3	Penn State (vs Tulane)	1979
3	Colorado State (vs Louisville)	2000
3	Kansas State (vs Arkansas)	2015

16 tied with 2 each

Most PATs Made (Min. 5)

6	Arkansas (vs Kansas) (6x6)	2022
6	Colorado (vs Alabama) (6x6)	1969



AutoZone Liberty Bowl Team Records

6	Ole Miss (vs Air Force) (6x6)	
	1989	
6	Texas A&M (vs West Virginia) (6x6)	2014
6	Arkansas (vs Kansas State) (6x6)	2015
5	Penn State (vs Oregon) (5x6)	1960
5	Air Force (vs Mississippi State) (5x5)	1991
5	Tulane (vs BYU) (5x5)	1998
5	Louisville (vs Boise State) (5x5)	2004
5	South Carolina (vs Houston) (5x6)	2006
5	Mississippi State (vs Rice) (5x6)	2013
5	OK State (vs Missouri) (5x5)	2018

14 tied with 4 each

Most Safeties (Min. 1)

1	Colorado (vs Alabama)	1969
1	Ohio State (vs Air Force)	1990
1	Louisville (vs Michigan State)	1993
1	Syracuse (vs Houston)	1996

RUSHING

Most Rushes - Game (Min. 56)

73	Penn State (vs Oregon)	1960
70	Colorado (vs Alabama)	1969
69	Air Force (vs Mississippi State)	1991
68	Penn State (vs Alabama)	1959
64	Syracuse (vs Houston)	1996
60	Virginia Tech (vs Ole Miss)	1968
60	Tulsa (vs Iowa State)	2012
59	Colorado (vs Tulane)	1970
59	Villanova (vs Oregon State)	1962
59	Army (vs West Virginia)	2020
58	Penn State (vs Tulane)	1979
56	N.C. State (vs Kansas)	1973

Most Rushing Yards - Game (Min. 300)

473	Colorado (vs Alabama)	1969
396	Syracuse (vs Houston)	1996
394	Arkansas (vs Kansas)	2022
330	Virginia Tech (vs Ole Miss)	1968
329	Louisville (vs Boise State)	2004
323	Utah (vs West Virginia)	1964
318	Air Force (vs Mississippi State)	1991
317	Tulsa (vs Iowa State)	2012
301	Penn State (vs Oregon)	1960

Fewest Rushing Yards - Game (Max. 55)

-8	Tulane (vs Penn State)	1979
21	Illinois (vs Alabama)	1982
23	South Carolina (vs Indiana)	1988
32	Iowa State (vs Memphis)	2017
36	Virginia Tech (vs Miami)	1966
40	Colorado State (vs Southern Miss)	1999
42	West Virginia (vs Army)	2020
46	Kansas State (vs Navy)	2019
53	Memphis (vs Iowa State)	2017
54	BYU (vs Tulane)	1998
54	Mississippi State (vs Texas Tech)	2021
55	Miami (vs Virginia Tech)	1966

PASSING

Most Pass Attempts - Game (Min. 40)

58	Illinois (vs Alabama)	1982
55	Kansas (vs Arkansas)	2022
46	East Carolina (vs Stanford)	1995
46	Colorado State (vs Southern Miss)	1999
45	OK State (vs Missouri)	2018
44	BYU (vs Tulane)	1998
42	West Virginia (vs Army)	2020
41	East Carolina (vs Illinois)	1994
41	Pittsburgh (vs Southern Miss)	1997
40	Arkansas (vs Auburn)	1984
40	Houston (vs South Carolina)	2006

Fewest Pass Attempts - Game (Min. 2)

2	Air Force (vs Mississippi State)	1991
3	Air Force (vs Ohio State)	1990
6	Army (vs West Virginia)	2020

Most Pass Completions - Game (Min. 22)

37	Kansas (vs Arkansas)	2022
35	Illinois (vs Alabama)	1982
27	BYU (vs Tulane)	1998
27	Houston (vs South Carolina)	2006
27	OK State (vs Missouri)	2018
24	Kansas (vs N.C. State)	1973
24	Louisville (vs Colorado State)	2000
24	Iowa State (vs Memphis)	2017
23	Tulane (vs BYU)	1998
23	Missouri (vs OK State)	2018
22	Purdue (vs Missouri)	1980
22	Tennessee (vs Minnesota)	1986
22	Texas A&M (vs West Virginia)	2014

Fewest Pass Completions - Game (Min. 1)

1	Virginia Tech (vs Ole Miss)	1968
1	Air Force (vs Ohio State)	1990
1	Air Force (vs Mississippi State)	1991
2	Penn State (vs Alabama)	1959
2	Alabama (vs Penn State)	1959

Most Passing Yards - Game (Min. 280)

544	Kansas (vs Arkansas)	2022
423	Illinois (vs Alabama)	1982
392	Houston (vs South Carolina)	2006
390	Indiana (vs South Carolina)	1988
373	Missouri (vs OK State)	2018
346	West Virginia (vs Texas A&M)	2014
333	OK State (vs Missouri)	2018
323	South Carolina (vs Houston)	2006
321	Louisville (vs Colorado State)	2000
315	Arkansas (vs Kansas State)	2015
314	Iowa State (vs Memphis)	2017
296	East Carolina (vs Kentucky)	2008
294	Mississippi State (vs Rice)	2013
294	Texas A&M (vs West Virginia)	2014
289	Purdue (vs Missouri)	1980
287	Boston College (vs Notre Dame)	1983
286	Memphis (vs Iowa State)	2017
285	Ole Miss (vs Air Force)	1989

Fewest Passing Yards - Game (Min. 30)

2	Virginia Tech (vs Ole Miss)	1968
10	Air Force (vs Mississippi State)	1991



AutoZone Liberty Bowl Team Records

11	Air Force (vs Ohio State)	1990
20	Colorado (vs Tulane)	1970
24	Ole Miss (vs Auburn)	1965
27	Alabama (vs Penn State)	1959
28	Mississippi State (vs N.C. State)	1963
28	Tulane (vs Colorado)	1970

Most Touchdown Passes - Game (Min. 3)

5	Kansas (vs Arkansas)	2022
4	Texas A&M (vs West Virginia)	2014
4	Purdue (vs Missouri)	1980
4	Illinois (vs East Carolina)	1994
4	South Carolina (vs Houston)	2006
4	OK State (vs Missouri)	2018
4	Memphis (vs Iowa State)	2023
3	Georgia Tech (vs Iowa State)	1972
3	Boston College (vs Notre Dame)	1983
3	Tennessee (vs Minnesota)	1986
3	Southern Miss (vs Pittsburgh)	1997
3	Louisville (vs BYU)	2001
3	Louisville (vs Boise State)	2004
3	Houston (vs South Carolina)	2006
3	Mississippi State (vs Rice)	2013
3	Missouri (vs OK State)	2018
3	West Virginia (vs Army)	2020

Most Passes Intercepted - Game (Min. 3)

7	Illinois (vs Alabama)	1982
4	West Virginia (vs Utah)	1964
4	LSU (vs Missouri)	1978
4	Arkansas (vs Auburn)	1984
4	East Carolina (vs Illinois)	1994

9 teams tied at 3 each

TOTAL OFFENSE

Most Total Offense Plays - Game (Min. 80)

91	Baylor (vs LSU)	1985
90	Kansas (vs Arkansas)	2022
88	East Carolina (vs Arkansas)	2009
87	Penn State (vs Oregon)	1960
86	Colorado (vs Alabama)	1969
86	East Carolina (vs Stanford)	1995
84	Texas A&M (vs West Virginia)	2014
83	Illinois (vs Alabama)	1982
82	Syracuse (vs Miami)	1961
81	Arkansas (vs Kansas)	2022
82	Air Force (vs Ole Miss)	1989
81	Louisville (vs Boise State)	2004
80	Alabama (vs Colorado)	1969
80	TCU (vs Colorado State)	2002
80	Iowa State (vs Memphis)	2017
80	OK State (vs Missouri)	2018
80	Missouri (vs OK State)	2018

Most Total Offense - Game (Min. 500)

681	Arkansas (vs Kansas)	2022
637	Missouri (vs OK State)	2018

603	Kansas (vs Arkansas)	2022
575	Indiana (vs South Carolina)	1988
569	Arkansas (vs Kansas State)	2015
564	Louisville (vs Boise State)	2004
563	Colorado (vs Alabama)	1969
533	Mississippi State (vs Rice)	2013
529	Texas A&M (vs West Virginia)	2014
527	South Carolina (vs Houston)	2006
512	Houston (vs South Carolina)	2006
510	Ole Miss (vs Air Force)	1989
502	OK State (vs Missouri)	2018

DEFENSIVE STATS

Most Tackles for Loss - Game (Min. 8)

13	BYU (vs Tulane)	1998
12	Louisville (vs Colorado State)	2000
11	Mississippi State (vs UCF)	2007
10	UCF (vs Mississippi State)	2007
10	Utah (vs Southern Miss)	2003
10	Southern Miss (vs Utah)	2003
10	Iowa State (vs Memphis)	2017
9	Ohio State (vs Navy)	1981
9	Indiana (vs South Carolina)	1988
9	Southern Miss (vs Pittsburgh)	1997
9	Southern Miss (vs Colorado State)	1999
8	Ole Miss (vs Air Force)	1989
8	Louisville (vs BYU)	2001
8	Vanderbilt (vs Cincinnati)	2011

Most Sacks - Game (Min. 3)

6	Indiana (vs South Carolina)	1988
6	Iowa State (vs Memphis)	2017
5	Ohio State (vs Navy)	1981
5	Louisville (vs Colorado State)	2000
5	Louisville (vs BYU)	2001
5	Utah (vs Southern Miss)	2003
5	Georgia (vs TCU)	2016
4	Alabama (vs Illinois)	1982
4	Mississippi State (vs Rice)	2013
4	Texas Tech (vs Mississippi State)	2021
3	TCU (vs Georgia)	2016
3	Arkansas (vs Kansas)	2022

16 teams tied at 3 each

Most Fumble Recoveries - Game (Min. 3)

4	Alabama (vs Penn State)	1959
4	Penn State (vs Alabama)	1959
4	Utah (vs Southern Miss)	2003

6 teams tied at 3 each

Most Interceptions - Game (Min. 3)

7	Alabama (vs Illinois)	1982
4	Utah (vs West Virginia)	1964
4	Missouri (vs LSU)	1978
4	Auburn (vs Arkansas)	1984
4	Illinois (vs East Carolina)	1994

6 teams tied at 3 each



AutoZone Liberty Bowl Team Records

Most Pass Break Ups - Game (Min. 7)

12	TCU (vs Colorado State)	2002
9	Penn State (vs Tulane)	1979
9	Southern Miss (vs Colorado State)	1999
9	Utah (vs Southern Miss)	2003
8	Notre Dame (vs Boston College)	1983
8	Air Force (vs Ohio St.)	1990

5 teams tied at 7 each

MISCELLANEOUS

Most First Downs - Game (Min. 25)

31	Kansas (vs Arkansas)	2022
30	Ole Miss (vs Air Force)	1989
30	Arkansas (vs Kansas State)	2015
29	Arkansas (vs Kansas)	2022
29	Colorado (vs Alabama)	1969
29	Louisville (vs Boise State)	2004
28	Tulane (vs BYU)	1998
28	Texas A&M (vs West Virginia)	2014
27	Penn State (vs Tulane)	1979
27	Houston (vs South Carolina)	2006
27	Mississippi State (vs Rice)	2013
27	OK State (vs Missouri)	2018
27	Missouri (vs OK State)	2018
26	Baylor (vs LSU)	1985
25	Penn State (vs Oregon)	1960
25	Utah (vs West Virginia)	1964
25	Air Force (vs Ole Miss)	1989
25	Syracuse (vs Houston)	1996
25	South Carolina (vs Houston)	2006

Most Rushing First Downs - Game (Min. 15)

24	Colorado (vs Alabama)	1969
22	Syracuse (vs Houston)	1996
18	Arkansas (vs Kansas)	2022
18	Air Force (vs Mississippi State)	1991
17	Louisville (vs Boise State)	2004
17	Alabama (vs UCLA)	1976
16	Penn State (vs Alabama)	1959
16	Arkansas (vs Kansas State)	2015
15	Arkansas (vs Georgia)	1987
15	East Carolina (vs Arkansas)	2009
15	Mississippi State (vs Rice)	2013

Most Passing First Downs - Game (Min. 12)

25	Kansas (vs Arkansas)	2022
18	Illinois (vs Alabama)	1982
17	Ole Miss (vs Air Force)	1989
17	Texas Tech (vs Mississippi State)	2021
16	Houston (vs South Carolina)	2006
15	South Carolina (vs Houston)	2006
15	Iowa State (vs Memphis)	2017
15	OK State (vs Missouri)	2018
14	Kansas (vs N.C. State)	1973
14	Arkansas (vs Kansas State)	2015
14	Memphis (vs Iowa State)	2017
14	Missouri (vs OK State)	2018
14	West Virginia (vs Army)	2020
13	Texas A&M (vs West Virginia)	2014
13	Louisville (vs BYU)	2001

12	Air Force (vs Ole Miss)	1989
12	BYU (vs Tulane)	1998
12	Georgia (vs UCF)	2010
12	Mississippi State (vs Rice)	2013

Most First Downs by Penalty - Game (Min. 3)

4	Alabama (vs Colorado)	1969
4	Arkansas (vs Tennessee)	1971
4	West Virginia (vs Texas A&M)	2014
4	Missouri (OK State)	2018
3	Tennessee (vs Arkansas)	1971
3	East Carolina (vs Illinois)	1994
3	Tulane (vs BYU)	1998
3	Colorado State (vs Louisville)	2000
3	Vanderbilt (vs Cincinnati)	2011
3	Cincinnati (vs Vanderbilt)	2011
3	Army (vs West Virginia)	2020

Fewest First Downs by Rush - Game

0	Tulane (vs Penn State)	1979
---	------------------------	------

Fewest First Downs by Pass- Game

0	Ole Miss (vs Auburn)	1965
0	Virginia Tech (vs Ole Miss)	1968
1	Alabama (vs Penn State)	1959
1	Air Force (vs Mississippi State)	1991
2	Mississippi State (vs Central Florida)	2007
2	Texas A&M (vs West Virginia)	2014
2	Army (vs West Virginia)	2020

Fewest First Downs by Penalty - Game

0	21 teams tied at 0
---	--------------------

Most Punts - Game (Min. 8)

11	Mississippi State (vs UCF)	2007
9	Miami (vs Syracuse)	1961
9	Auburn (vs Ole Miss)	1965
9	Auburn (vs Arkansas)	1984
9	South Carolina (vs Indiana)	1988
9	Southern Miss (vs Colorado State)	1999
9	Utah (vs Southern Miss)	2003
8	Alabama (vs Penn State)	1959
8	LSU (vs Baylor)	1985
8	TCU (vs Colorado State)	2002
8	Colorado State (vs TCU)	2002
8	Southern Miss (vs Utah)	2003
8	East Carolina (vs Kentucky)	2008
8	Vanderbilt (vs Cincinnati)	2011

Highest Punting Average - Game (Min. 4 punts)

60.0 (6)	Air Force (vs Ohio State)	1990
47.8 (8)	East Carolina (vs Kentucky)	2008
47.5 (4)	Army (vs West Virginia)	2020
46.0 (4)	Texas Tech (vs Mississippi State)	2021
45.8 (8)	Southern Miss (vs Utah)	2003
44.8 (5)	Colorado State (vs Louisville)	2000
44.0 (4)	Iowa State (vs Memphis)	2017
43.8 (5)	Tennessee (vs Arkansas)	1971
43.8 (6)	Missouri (vs Purdue)	1980
43.3 (4)	Air Force (vs Mississippi State)	1991
42.9 (7)	Colorado (vs Tulane)	1970



AutoZone Liberty Bowl Team Records

42.6 (5)	Georgia (vs UCF)	2010
42.0 (4)	West Virginia (vs Army)	2020
41.2 (5)	Kansas (vs Arkansas)	2022
37.0 (4)	Memphis (vs Iowa State)	2017

Most Fumbles - Game (Min. 5)

7	Alabama (vs Penn State)	1959
6	Utah (vs Southern Miss)	2003
5	Virginia Tech (vs Ole Miss)	1968
5	Georgia Tech (vs Iowa State)	1972
5	Colorado State (vs TCU)	2002

Most Fumbles Lost - Game (Min. 3)

4	Alabama (vs Penn State)	1959
4	Penn State (vs Alabama)	1959
4	Southern Miss (vs Utah)	2003
3	Utah (vs West Virginia)	1964
3	Virginia Tech (vs Ole Miss)	1968
3	Maryland (vs Tennessee)	1974
3	Louisville (vs Colorado State)	2000
3	Colorado State (vs TCU)	2002

Most Total Turnovers - Game (Min. 5)

8	Illinois (vs Alabama)	1982
6	Colorado State (vs TCU)	2002
6	Villanova (vs Oregon State)	1962
5	East Carolina (vs Illinois)	1994
5	Alabama (vs Illinois)	1982
5	LSU (vs Missouri)	1978
5	Maryland (vs Tennessee)	1974
5	Arkansas (vs Tennessee)	1971
5	Colorado (vs Alabama)	1969
5	Virginia Tech (vs Ole Miss)	1968
5	West Virginia (vs Utah)	1964

Most Total Turnovers 2 Teams - Game (Min. 8)

13	Illinois (8) vs Alabama (5)	1982
9	Tennessee (4) vs Arkansas (5)	1971
8	Penn State (4) vs Alabama (4)	1959
8	Utah (3) vs West Virginia (5)	1964
8	Ole Miss (3) vs Virginia Tech (5)	1968
8	TCU (2) vs Colorado State (6)	2002

Most Kickoff Returns - Game (Min. 7)

8	Colorado (vs Alabama)	1969
8	Alabama (vs Colorado)	1969
8	UCLA (vs Alabama)	1976
8	BYU (vs Tulane)	1998
7	West Virginia (vs Utah)	1964
7	Texas A&M (vs West Virginia)	2014
	5 tied at 6	

Most Kickoff Return Yards - Game (Min. 185)

248	BYU (vs Tulane)	1998
222	Colorado (vs Alabama)	1969
188	Stanford (vs East Carolina)	1995
186	Iowa State (vs Georgia Tech)	1972
186	Boise State (vs Louisville)	2004

Most Punt Returns - Game (Min. 5)

7	Utah (vs Southern Miss)	2003
6	Miami (vs Syracuse)	1961
6	Miami (vs Virginia Tech)	1966
6	UCF (vs Mississippi State)	2007
5	Syracuse (vs Miami)	1961
	7 tied at 4	

Most Punt Return Yards - Game (Min. 50)

79	LSU (vs Baylor)	1985
78	Miami (vs Syracuse)	1961
76	Tennessee (vs Maryland)	1974
64	Colorado State (vs TCU)	2002
58	Ole Miss (vs Air Force)	1989
54	UCF (vs Mississippi State)	2007

Most Penalties - Game (Min. 10)

15	Illinois (vs East Carolina)	1994
12	Virginia Tech (vs Ole Miss)	1968
12	Utah (vs Southern Miss)	2003
12	Southern Miss (vs Utah)	2003
11	Miss State (vs N.C. State)	1963
11	Southern Miss (vs Colorado State)	1999
10	BYU (vs Tulane)	1998

Most Penalty Yards - Game (Min. 90)

164	Illinois (vs East Carolina)	1994
122	Mississippi State (vs N.C. State)	1963
120	Virginia Tech (vs Ole Miss)	1968
110	BYU (vs Tulane)	1998
102	Texas A&M (vs West Virginia)	2014
94	Colorado (vs Alabama)	1969
93	South Carolina (vs Houston)	2006
92	Southern Miss (vs Utah)	2003

Most Time of Possession - Game (Min. 35 min.)

38:20	Fresno State (vs Tulsa)	2005
38:01	Syracuse (vs Houston)	1996
37:55	East Carolina (vs Arkansas)	2009
37:49	Iowa State (vs Memphis)	2017
37:34	Air Force (vs Mississippi State)	1991
37:14	Baylor (vs LSU)	1985
36:02	Notre Dame (vs Boston College)	1983
35:32	Tulsa (vs Iowa State)	2012
35:25	Colorado State (vs Louisville)	2000
35:22	Illinois (vs East Carolina)	1994
35:18	Mississippi State (vs Rice)	2013
35:02	Colorado State (vs Southern Miss)	1999

Coldest AutoZone Liberty Bowl Game (Max. 36 degrees)

15	Notre Dame vs Boston College	1983
17	Oregon State vs Villanova	1962
19	Mississippi State vs N.C. State	1963
22	Syracuse vs Miami	1961
28	Virginia Tech vs Miami	1968
28	Michigan State vs Louisville	1993
29	Arkansas vs East Carolina	2009
30	Colorado State vs Louisville	2000
32	N.C. State vs Kansas	1973
34	Alabama vs UCLA	1976
34	Alabama vs Illinois	1982
35	Alabama vs Colorado	1969
36	Virginia Tech vs Miami	1966



AutoZone Liberty Bowl Team Records

Warmest AutoZone Liberty Bowl Game (Min. 54 degrees)

72	Boise State vs Louisville	2004
69	Mississippi State vs Texas Tech	2021
67	UCF vs Georgia	2010
66	Cincinnati vs Vanderbilt	2011
65	South Carolina vs Houston	2006
64	East Carolina vs Kentucky	2008
62	Colorado State vs Southern Miss	1999
61	Arkansas vs Kansas	2022
60	Auburn vs Arkansas	1984
59	Tennessee vs Arkansas	1971
58	Tulane vs Penn State	1979
57	Utah vs Southern Miss	2003
56	Missouri vs OK State	2018
55	Missouri vs LSU	1978
54	Syracuse vs Houston	1996

Highest Ranking—Participating Teams (Min. Top 20)

2	Texas A&M (vs USC)	1975
7	Louisville (vs Boise State)	2004
7	UCLA (vs Alabama)	1976
9	Tennessee (vs Arkansas)	1971
9	Miami (vs Virginia Tech)	1966
10	Boise State (vs Louisville)	2004
10	Tulane (vs BYU)	1998
10	Maryland (vs Tennessee)	1974
10	Alabama (vs Penn State)	1959
12	LSU (vs Baylor)	1985
12	Nebraska (vs North Carolina)	1977
12	Penn State (vs Alabama)	1959
13	Boston College (vs Notre Dame)	1983
14	North Carolina (vs Nebraska)	1977
14	Syracuse (vs Miami)	1961
15	Georgia (vs Arkansas)	1987
15	Tulane (vs Penn State)	1979
15	Ohio State (vs Navy)	1981
16	Southern Miss (vs Colorado State)	1999
16	Auburn (vs Arkansas)	1984
16	Alabama (vs UCLA)	1976
16	N.C. State (vs Kansas)	1973
16	Penn State (vs Oregon)	1960
16	Purdue (vs Missouri)	1980
18	Missouri (vs LSU)	1978
18	Arkansas (vs Tennessee)	1971
19	Memphis (vs Iowa State)	2017
19	BYU (vs Louisville)	2001
19	Kansas (vs N.C. State)	1973
20	Ole Miss (vs Air Force)	1992
23	Missouri (vs OK State)	2018

Rankings entering the bowl game



AutoZone Liberty Bowl Heisman Winners



1961

ERNIE DAVIS rushed 30 times for 140 yards and ran for a touchdown to lead the Syracuse Orangemen over Miami in the 3rd AutoZone Liberty Bowl. Earlier in the month, Davis became the first Syracuse player to ever receive the Heisman Trophy. More importantly, however, he was the first African-American to win the coveted award. His 2,386 career rushing yards broke the Syracuse record previously-held by football great Jim Brown. Tragically, Ernie Davis died two years after graduating. He was a victim of leukemia, which ironically is a disease that St. Jude Children's Hospital has made tremendous strides in treating.



1962

The AutoZone Liberty Bowl hosted its second Heisman Trophy winner with Oregon State's **TERRY BAKER**. Baker led the Beavers to a 6-0 victory over Villanova. His 99 yard touchdown run in the 4th Annual AutoZone Liberty Bowl still stands as the longest touchdown scamper in the game's illustrious history. Baker still holds the school record for longest run from scrimmage and is 2nd all-time in total offense, 2nd all-time in passing, and 10th all-time in career rushing yards.



1983

DOUG FLUTIE, who would go on to win the Heisman Trophy the next year, completed 15 of 37 passes for 287 yards and 3 touchdowns as his Boston College Eagles fell to the Notre Dame Fighting Irish 19-18. Flutie, who received the game's Most Valuable Player award, holds records at Boston College in career passing yards and career total offense. Flutie played 20 seasons of professional football in the USFL, CFL and NFL, passing for nearly 58,000 yards during his stellar pro career.



1984

Heisman Trophy winner-to-be **BO JACKSON** led his Auburn Tigers to a 21-15 victory over the Arkansas Razorbacks. Bo was named the game's MVP as he ran for 90 yards and 2 touchdowns on 18 carries in the 26th AutoZone Liberty Bowl. Jackson received the Heisman Trophy a year later and went on to be one of sports' most successful and popular athletes. His ability to break away from tacklers with the NFL's Los Angeles Raiders was complemented by his ability to hit home runs. He made his professional baseball debut with Memphis' AA Chicks and went on to play for both the Kansas City Royals and Chicago White Sox.



AutoZone Liberty Bowl Festival Association Presidents

President	Year(s)
A.F. "Bud" Dudley	1959-1966
Tim Treadwell, III	1967
Tom O'Ryan	1968
John H. Dobbs, III	1969
William F. McElroy, Jr.	1970
Donald Drinkard	1971
Joseph Signaigo	1972
E.P. "Rip" Rowan	1973
Herbie H. Hunt	1974
William F. Wolbrecht, Jr.	1975
John E. Leake, Jr.	1976
Edmond D. Cicala	1977
James A. Kinney	1978
Allen B. Morgan, Jr.	1979
James S. Gilliland	1980
Ray Schutt	1981
Admiral Albert Sackett	1982
Kemmons Wilson, Jr.	1983
Joseph R. Williams	1984
Albert H. Mallory, III	1985
Paul "Trow" Gillespie	1986
Reginald E. Barnes	1987
William E. Stemmler, Jr.	1988
Frank M. Crump, III	1989
Edward C. Duke	1990
Carlos H. Cantu	1991
Leslie S. Dale	1992
Olin F. Morris	1993
Bob Martin	1994
Fred Davis	1995
David Leake	1996
Jan Gwin	1997
Jim Campbell	1998
Ric Wolbrecht	1999
John Barzizza	2000
Greg Duckett	2001
Judy Stanley	2002
Dr. Fred Heros	2003
John Moore	2004
Jim Rout	2005
Calvin Anderson	2006
Bill Ray	2007
Mike Longo	2008
Kevin Kane	2009
Willie Gregory	2010
Patti Shannon	2011
Ray Pohlman	2012
Billy Hicks, Jr.	2013
Doug Browne	2014
Pat Caldwell	2015
Scott Barber	2016
Leigh Shockey	2017
Bill Kinkade	2018
Bill Giles	2019/2020
Chris Moore	2021
David Boston	2022
Hugh Mallory	2023
Becky Dinstuhl	2024

SPECIAL THANKS

